

Teaching Outdoor Music Classes

presented by Denise Gagne, Sept 9, 2020 denise@musicplay.ca

Store website: www.musicplay.ca Curriculum site: www.musicplayonline.com

Teaching Outdoor Music Classes

Denise Gagne, Sept. 9, 2020

Benefits of teaching music outside:

- Safer outside than indoors
- May be allowed to sing, play recorders
- More room for movement
- Bucket Drums, recorders will be quieter outside than in a classroom
- Opportunity to get out of the classroom

Difficulties teaching music outside:

- Have to haul all your stuff
- No power
- No projector
- No white board/chalkboard
- Outdoor noise, people, will interfere
- Rain, snow, heat

Full Time Outside? Or just part time?

- Full time outside may not be practical for many teachers, but taking classes outside for part of a class will give you some of the benefits!
- Easier to do movement with 6' space
- Turn chase games into "race" games – no touching, but still have the fun!
- Gives the air in your classroom (if you're in a classroom) time to exchange.
- Gives kids a break and some fresh air!



Don't have natural shade?

Set up an open air tent.

#1 - Find a space with wifi, shade, cover

Location, Location, Location

- Even if you can't project, wifi is helpful. Stay close enough to the school that you get good wifi.
- It's still really hot in some places – find shade!
- There will be rainy days, so if you can get an open air tent, that will give you protection
- Access to sidewalks so you play with chalk

#3 - Packing your Stuff

- Music stand and clips or clothes pegs. Tape.
- 11x17 paper for writing on, chart paper, white board, chalkboard, or nearby sidewalk and chalk
- Ukulele and recorder are small and nice to have
- Any instruments you want kids to play that they don't have assigned to them.

#3 - Packing your Stuff



Sam Burton's cart

#3 - Packing your Stuff

Sam Burton says: Students sit on buckets, and I sanitize them between classes. The orange bucket is for supplies that have been used and need to be cleaned. There is also an extension cord and my sanitizer spray in the front wagon.

The back cart holds my drawer with clean instruments, crate with my lesson plans, my personal instruments (slide whistle, tone block and mallet, soprano glockenspiel), pencils, water cup, etc. Back is my speaker, ready to plug in.

I wear a waitress apron with my phone, keys, bluetooth transmitter and receiver, and audio jack.

The two carts are bungeed together and everything on the back cart is bungeed in place. **Sam Burton**

FB Group – Teaching Music Outside



Jess L, Surrey BC

#2 - Seating for Kids

- Towels, logs, buckets, crates
- Bucket drumming buckets
- One school bought a milk crate for every child. They put music supplies in the crate and carry them to the outdoor space for music class, then sit on the crates
- Spray paint spots on the grass – if allowed.
- Bring a comfy lawn chair for you!

#3 - Packing your Stuff

- BRING your CELLPHONE! Put office, principal on favorites.
- Water – but remember how far you are from bathrooms!
- Portable microphone is a must-have. I'll post in the handout links to all the voice amplifiers that have been recommended in Musicplay Teachers Group
- Computer or iPad to play music


NOTES:

#4 - Activities

#1 - turn chase games into race games

- kids love the chase games: Lucy Locket, Mouse Mousie, Charlie Over the Ocean, Tisket a Tasket, Madame I Have, Cut the Cake, Ickle Ockle, Hill Hill, I'm the Fastest Turkey, Our Old Sow, Kings Land, Frog in the Middle, Built my Lady, Let us Chase the Squirrel, John the Rabbit,

#Hill Hill



Link to Hill Hill: https://musicplayonline.com/?s=Hill+Hill&meter_stat=

#Hill Hill Adaptation

Line 6-8 kids (spaced) and have a race!

Then the next 6-8, then the last group.

Sing the song if allowed outside.

If not, play the recording, then say go!

Kids race to the finish.

Do they care who won? Usually not!

Link to Hill Hill: https://musicplayonline.com/?s=Hill+Hill&meter_stat=

#Hill Hill

Rhythm Concepts: Half note, quarter, 8th

Outside?

Half note:

- Step beats, clap rhythms
- do beat/rhythm switch game, play on instruments
- Notate on 11x17 paper or with chalk on sidewalk

Link to Hill Hill: https://musicplayonline.com/?s=Hill+Hill&meter_stat=

#Hill Hill

Melodic Concepts: So-mi

Outside?

So-mi: show higher/lower sounds with arm motions, stand sit for high/low,

- Draw melodic contour with chalk
- Draw the parts of the staff and number lines/spaces
- Draw melody and hand sign solfa
- Notate with pinecones or pebbles

Link to Hill Hill: https://musicplayonline.com/?s=Hill+Hill&meter_stat=

More Chase Games

Lucy Locket (Peter Rabbit) m sl, quarter, 8th

Mouse Mousie – so-mi-do, quarter 8th

Tisket a Tasket – s ml

Madame I Have – low la, so

Cut the Cake - fa

Ickle Ockle – la so mi

Kings Land – d m dl

Frog in the Middle – low la, so

Built my Lady –ti-tika, drm sl


Let us Chase the Squirrel, drm s

John the Rabbit, low so, fun for littles, say

NOTES:

Want to give kids links?

Search for the song.
Copy the URL. Put the URL as a link in your LMS



#5 Activities - Move to Beat

Lots of beat keeping using movements that cross the midline and burn off energy.
Play music and lead the kids.
Choose student leaders!

Denise is including many of these in Online Learning Modules

<https://musicplayonline.com/modules/prek-lesson-1/>

You can also link directly to: (copy URL in browser)

Melody Composition

Rhythm Composition

Tempo Tool

Lessons in Online Learning Modules - here's a link to

PreK, Sept. Lesson 1. <https://musicplayonline.com/modules/prek-lesson-1/>

You can link to the following sections, but will have to direct students to which # or name of the activity you want to do

Rhythm Practice Solfa Practice Recorder, Guitar, Ukulele **UNITs**

Games - <https://musicplayonline.com/games/>

A rebuild is coming soon, when you'll be able to link directly to most activities!

#6 Healthy Habits Songs

Kids will need lots of practice to remember new protocols. Do movements. If allowed, sing.

- Wash Your Hands
- Wear a Mask
- Stay Apart
- We'll Stay Apart
- SUPPORT

Underwear Song: <https://www.youtube.com/watch?v=UCyXtRNRmSc>

Coming soon – Treat your mask like it's your underwear. <https://youtu.be/UCyXtRNRmSc>

Link to **UNITs** – [Back to School, Healthy Habits](#)

"The Listening Walk"

Read the story, "The Listening Walk" (or Rosie's Walk)

Then take kids on a walk around the schoolyard, having them make a list of all the sounds that they hear.

I'll post a link to the story in Online Learning Modules, General. Even if kids can't see the pictures, they could listen to book. Aural listening is a good skill!

<https://youtu.be/uBLKI-rQP1w>

Dances

No touch dances in Dance Unit include:

Hunt the Cows
Danish Dance of Greeting
Seven Jumps
Kinderpolka – modify

<https://musicplayonline.com/units-dance-pk/>

Line Dances – coming soon! Will be a long lesson in Online Learning - General

NOTES:

Ball Bouncing

Ball bouncing is a lost art!

Gr. 3 #6 Plainsies Clapsies – kids favorite!

Gr. 2 #10 Bounce High Bounce Low

Gr. 2 #52 Oliver Twist

One, two, three O'Leary – from elementary school

Skipping Rhymes

- See the Lesson in Online Learning Modules
- [General](#)
- Cinderella
- Bluebells
- Had a Little Crate
- On a Mountain
- Miss Lucy

Bucket Drumming

4 Lessons in Online Learning – [Grade 6](#)

Teach by rote (no projector)

Circle Rhythm Games

Can you keep a steady beat?
Sheree Cudney, Australia



Can you Keep v. 2



Concentration Circle Game

Pat-Pat - say your name
Pat-pat - favorite color
Pat-pat - favorite sport

Clockwise-counter-clockwise
(skip 1st minute)

[YouTube Link](#)

NOTES:

Hiding Games

- Clap/say instead of sing
 - Closet Key
 - Black Snake
- Point to object - only teacher touches it
 - [Link to Closet Key](#)
 - [Link to Black Snake](#)

Drumming

Hard to haul out but drum circles outside are awesome!

A teacher sent us a video of her using the Rhythm Playalongs in the Read, Clap, Play section of Musicplayonline with her drummers - she played the blue slide, kids echoed on the green.

If you have wifi, you can read screen and model - and kids echo

Boomwhackers

Can't project, so can't use to read, but can do activities with them.

- **Copy what I do**
- **Improvise**, class echoes, student 1, class, student 2, class etc
- **Improvise** to practice names of lines and spaces. Call out - Line 1 E ♩ ♩ ♩ ♩, all those with an E improvise. Space 2-A. Try 4 beats, then 8.

Boomwhackers

- Layer rhythms, create rhythms with words, found objects, or notes

Layer 1: Carrot carrot broccoli peas

Layer 2: Vegetables are good for you.

- Use CDE GA C' pentatonic so sounds aren't hugely discordant

Boomwhackers

Poison Rhythm - you lead

Declare which rhythm is poison (♩ ♩ ♩ ♩)

- Play a pattern
- kids echo - except for the poison pattern
- If you need ideas, use Poison Rhythm on the website.

If Allowed - Recorders

Recorder composition is far more successful outside than in a classroom!



NOTES:

Scavenger Hunt

Send kids around school yard to find green leaf, brown leaf, 4 blades of grass, 2 pebbles, a pine cone, or whatever you have in your yard.

Create rhythms with your found objects.

Sidewalk Chalk


Rhythm hopscotch - 8 chunks, ta or ti-ti

Rhythm composition, create, play

Staff lesson

Melody writing

Rhythm Hopscotch



Rhythm Writing

Notate songs - eg. Hill Hill

Teacher write and students read

Or

Teacher derives rhythm with student input

Rhythm dictation

Create rhythms, find way to perform them
Use tracks in Bucket Drumming Gr. 6 to accompany.

Rhythm Writing



Musicplayonline.com

Invest \$150 USD for a years subscription for

- Online Learning Modules for PreK-Grade 6
- Song lists/suggestions for virtual or in-person
- Units including Healthy Habits, Body Percussion
- 1200+ songs – if you can't sing, you'll have recordings
- Listening examples and activities
- 4000+ interactive activities
- Composition tools
- Tempo Tool, pop quizzes

Amazing and Affordable!

Support Information -

account or login question? support@musicplay.ca

invoice question? sales@musicplay.ca

program info - denise@musicplay.ca

Musicplay Teachers Group on Facebook

<https://www.facebook.com/groups/MusicplayTeachers>

Thank you!

Teachers who gave me permissions to use photos!
Note - There is a "Teaching Music Outside" FB group!

Thank you to the Musicplay Team who makes webinars happen:

Nathan - building the online infrastructure

Carey-lyn - operating the controls

Scott - video editing and streaming

Serge - monitoring chat

Charis - graphic design and monitoring chat

Shannon - monitoring Facebook

Be Kind, Be Calm, Be Safe

This song is for all the teachers going back to school Fall of 2020, either virtually or in-person.

The piano/vocal score and perf/acc mp3s will be posted a General Music lesson in Online Learning Modules.

The words are those used by Provincial Health Office Dr. Bonnie Henry.

VOICE AMPLIFIER RECOMMENDATIONS FROM MUSICPLAY TEACHERS GROUP ON FB

Denise - I've used a Chattervox. It's a bit pricier than many, and I'm not sure it's any better.
Currently not available Amazon Canada or USA

Amy Burns

https://www.amazon.com/gp/product/B07KJ3TD6W/ref=ppx_yo_dt_b_asin_title_o01_s00?ie=UTF8&psc=1

Laura Adkison

https://www.amazon.com/dp/B0814PFYYX/ref=cm_sw_r_fa_apai_seyuFbBSGG4C8?fbclid=IwAR38fnX-diQjPBgqZXP6N_o7CXI5BJdO512JF2J_qoU0pUrX5y-QiIGu58JA&pldnSite=1

Melanie Braddy

This is what I have. You have to order the mike separately. With amplifier and mike it's about \$280 but well worth it. Before this was recommended, I had used cheaper products, and there's no comparison. You will be shocked at how much less tired you are when using it. Until I went to a doctor of vocal therapy, I lost my voice multiple times in the year despite all types of exercises and correct vocal technique, my voice just got fatigued. This device was a life-saver! Don't cheap out. Your voice is your instrument and livelihood!!

Rebecca Walley Shipley

Just got this. Wireless. USB charge. Plugs into my karaoke machine. It is not too heavy. For me it works.
Rebecca Walley Shipley

https://www.amazon.com/gp/aw/d/B0773GVR36?ref=amw_olp_product_details

Bonnie Irwin Atkinson

I purchased this Croove in September and it is holding up pretty well. It has a waist belt and a little clip that can go in a pants pocket to keep it from flopping around. Not super attached to it as it has feedback when I bend over so the mic is closer... https://www.amazon.com/Croove-1734-Rechargeable-Voice-Amplifier/dp/B00L1E6NR8/ref=sr_1_1?ie=UTF8&qid=1519065341&sr=8-1&keywords=Croove%20microphone&fbclid=IwAR339E0jckaMnvjJ4CU-27cLLDhO5kiERgFUId8por-qYjhosmrw4RlMgGj0

Support Information -

account or login question? support@musicplay.ca
invoice question? sales@musicplay.ca
program info - denise@musicplay.ca

Musicplay Teachers Group on Facebook

<https://www.facebook.com/groups/MusicplayTeachers>

Twitter: @TVmusicplay <https://twitter.com/TVmusicplay>

Instagram: Musicplayonline <https://www.instagram.com/musicplayonline/>

YouTube: Themes & Variations <https://www.youtube.com/user/denisegagne50>