

## Back to School

Setting the tone

Denise Gagne 2022 [denise@musicplay.ca](mailto:denise@musicplay.ca)  
[www.musicplay.ca](http://www.musicplay.ca) (store)  
[www.musicplayonline.com](http://www.musicplayonline.com) - online Musicplay Curriculum  
 Musicplay Teachers Facebook Group

1

## Back to School Unit

Left Menu – choose [UNITS](#)

Festivals & Holidays

- has activities for special days through the year, including Back to School

2

## Circle Name Game

Pat-pat-out-out  
 Pat-pat-Denise-Denise  
 Pat-pat-John-John

Names, favorite color, food,  
 candy bar, sport, favorite song or  
 group, favorite instruments

- You don't have to remember their names – the kids say them...

3

## Hello Beat Chant

Beat, beat, feel the beat.  
 Say hello to those you meet.

Hello\_\_ Hello\_\_

Hello\_\_ Hello\_\_

- T says, Students echo
- T uses high voice, low, loud/quiet, whisper/shout, singing/speaking
- pat the beat 1<sup>st</sup> time – each week introduce new instrument, discuss how it's played, what it's made of, classify it.

4

Search – it's in PreK

## MYSTERY BOX



- put in the box all the instruments students have been introduced to
- play an instrument, invite students to identify it
- engaging activity, great ear training

5

## [Name Games](#) on Musicplayonline

PreK. Johnny Whoops

K Cookie Jar Chant, Hickety Tickety

Gr. 1 Listen to the Rhythm

Gr. 3 Number Concentration

Gr. 4 Jolly Rhythm

Gr. 5 Concentration


Extras

Jump in, Jump Out - slide

Up the Ladder, Down the Ladder - link

6

## Your Name is a Song



Not on MPO (yet)

Create melodies for the names in the story.

Create melodies for the names of the students in your class. (if you use pentatonic, acc with C-G Bordon)

7

## All Are Welcome

Alexandra Penfold \* Suzanne Kaufman



Orff arrangements  
Song  
Lesson ideas

are in

**MODULES-**  
Storybooks - All Are Welcome

8

Back to School Unit  
[LINK to Back to School Unit](#)

## Music Room Rules

**M**ake good choices, always be responsible.

**U**se good manners, be nice and be kind.

**S**peak when you're called on, always put your hand up.

**I**n the music room, always try your best.

**C**are for the instruments and all of the equipment.

MUSICPLAY ONLINE


©Themes and Variations 2021. For MusicplayOnline subscribers only.

9

Back to School Unit  
[LINK to Back to School Unit](#)

## Music Room Rules

Denise Gagne



Make good choices, always be responsible.

Use good manners, be nice and be kind.

Speak when you're called on, always put your hand up.

In the music room, always try your best.

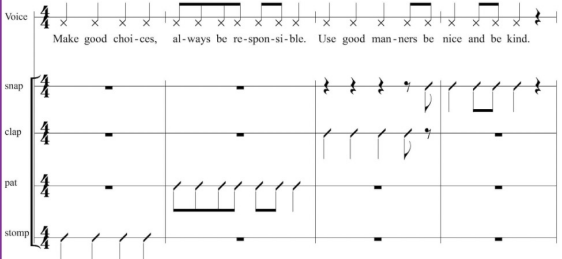
Ostinato: | □ □ □ □ □ □ |

© 2021 Themes & Variations Care for the instruments and all of the equipment

10

Back to School Unit  
[LINK to Back to School Unit](#)

## Music Room Rules



Voice: 4/4

Make good choices, always be responsible. Use good manners, be nice and be kind.

snap

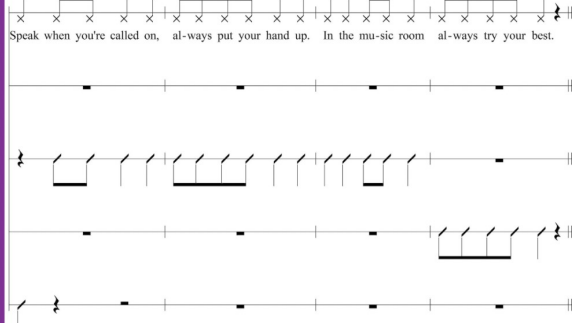
clap

pat

stomp

11

Back to School Unit  
[LINK to Back to School Unit](#)



Speak when you're called on, always put your hand up. In the music room, always try your best.

©2021 Themes & Variations

12

**Back to School Unit**  
[LINK to Back to School Unit](#)

## Intro / Ending

Voice: Care for the in - stru - ments and all of the e - quip - ment.

snip

clap

pat

stomp

©2021 Themes & Variations

13

**Back to School Unit - resources**

[LINK to Back to School Unit](#)

### Making Good Choices Music Room Behavior Reflection

Name: \_\_\_\_\_ Class: \_\_\_\_\_ Date: \_\_\_\_\_

1. Read the Music Room Rules:  
 Make good choices, always be responsible.  
 Use good manners, be nice and be kind.  
 Speak when you're called on, always put your hand up.  
 In the music room, always try your best.  
 Care for the instruments and all of the equipment.  
 Today I did not make good choices in music class.

2. Describe what happened: \_\_\_\_\_  
 \_\_\_\_\_  
 \_\_\_\_\_

3. Describe what you should do next time: \_\_\_\_\_  
 \_\_\_\_\_  
 \_\_\_\_\_

Teacher's Signature: \_\_\_\_\_  
 Comments: \_\_\_\_\_

Parent's Signature: \_\_\_\_\_  
 Comments: \_\_\_\_\_

14

**Back to School Unit**

## A Place to Learn and Grow

In this activity, you'll think of ways that you and your friends can choose to act to make the music room a safe, welcoming and fun space for all. Sing the song!

Camp song

How can we make our class - room a place to learn and grow?

Wel - com - ing and friend - ly to eve - ry one we know.

15

**Back to School Unit**

# Be

© 2022 MusicPlayOnline subscribers are permitted to reproduce this activity for the students in their classroom.

MUSICPLAY ONLINE

16

**Back to School Unit**  
[LINK to Back to School Unit](#)

## Bravo!

Today in music class I was caught being amazing!

Sincerely, \_\_\_\_\_  
music teacher

**Back to School Unit**  
**Oops!**

Today was a tough day in music class.

Dear Parent/Guardian, \_\_\_\_\_ is having trouble with the following expectations in the music room, after several reminders.

\_\_\_\_ Respecting the Teacher  
 \_\_\_\_ Respecting Classmates  
 \_\_\_\_ Respecting the Music Supplies

Comments \_\_\_\_\_  
 \_\_\_\_\_  
 \_\_\_\_\_

I am confident we can work together as a team to resolve these behaviors. Please sign your name at the bottom of this letter and have your child return it to me tomorrow.

Thank you for your support!

Parent Signature \_\_\_\_\_

17

**Back to School Unit**  
[LINK to Back to School Unit](#)

# Time to Pause

Read the Music Rules and think about how you can make better choices in music class.

18

Back to School Unit

## Good, Better, Best

Good, better, best.  
Never let it rest.  
Until the good is better  
And the better is best.

- What is the poem about? Discuss.
- This could set the tone for your music classes for the year

19

Back to School Unit

## Good, Better, Best

Pat: Good, better, best.  
Clap: Never let it rest.  
Snap: Until the good is better and the  
Clap: better is best.

- try the poem with body percussion
- do you like it?
- what do you notice? • what do you wonder?
- would you like to try it another way?

20

Back to School Unit

## Good, Better, Best

Pat: Good, better, best.  
Clap: Never let it rest.  
Snap: Until the good is better and the  
Clap: better is best.

- Body Percussion substitution. Take away the words for 1 line and do just the body percussion. Take away 2, then 3, then 4. Put back words.

21

Back to School Unit

## Good, Better, Best

Pat: Good, better, best.  
Clap: Never let it rest.  
Snap: Until the good is better and the  
Clap: better is best.

- Transfer body percussion to bucket drums  
Pat = top  
Clap = rim  
Snap = click
- Try it in canon

22

Back to School Unit

## Good, Better, Best

Good, better, best.  
Never let it rest.  
Until the good is better and the better is best.

- Create an ostinato with ideas from the poem:  
Good-Good-Better-Best      Better-better-better-best  
Please share your ideas!
- Create body percussion for the ostinato
- Transfer to unpitched instruments

23

Back to School Unit

# This or That?

Elementary Music Introduction Activity  
Recommended for Grades 3-6  
By Stacy Werner

24

Back to School Unit

This or that? Which one's the fact?  
Share two things a - bout you! We will guess which is true!

25

Back to School Unit

**This or that?  
Which one's the fact?  
Say two things about you.  
We will guess which is true?**

26

Back to School Unit

**Notation and Body Percussion:**

SNAP  
CLAP  
PAT  
STOMP

This or that? Which one's the fact?  
Share two things a - bout you! We will guess which is true!

27

Back to School Unit

**Teaching Process:**

1. Begin with a slide show about yourself. Present two facts, one is true and one is false. The students try to guess which fact is true. Share as many facts as you feel comfortable. This is a great way for your students to get to know fun things about you at the start of the school year.
2. Teach the poem by rote and add in the body percussion.
3. Ask students to come up with their own two facts, one that is true and one that is false.
4. Make a large group circle. Ask a student who is comfortable to go first sharing their facts. The class then guesses which is true. Speak the poem and body percussion and move on to the next student.
5. Continue speaking the poem with body percussion and fact sharing until you work your way around the circle.

28

Search Song List

**Mixers – Hot Cross Buns**

Sing the song as the A

**B section:**  
I went into the bakery  
And what did I see?  
I saw a hot cross bun  
Just a-lookin at me

**Extensions: baked goods word**

29

Search Song List

**Hot Cross Buns Extensions**

**baked goods word rhythms**

- ostinato or
- Intro/Ending or
- B sections

**Beat & Rhythm Interactives/Worksheets**  
Sofa Challenge or Note Name Challenge

Orff Arrangement  
Has  
The Bakery poem

30

[illegible]

31

# Search Song List

## 33. Green Sally Up



A cartoon illustration of a pink elephant with a small black tail tuft, jumping over a wooden fence. The elephant is in mid-air, with its front legs tucked and back legs extended. The fence is made of vertical wooden posts and horizontal rails. A small blue butterfly is flying near the fence. The background is a light blue sky with green musical notes floating around the elephant. The entire scene is set against a green background with a white, torn-paper-like border.

©2021 Themes & Variations. No copying or transfer of this presentation is permitted. This presentation is for the use of the original purchaser only.

32

Search Song List  
Green Sally Up

## About the Song



The Musicplay author, Denise Gagne, learned the song "Green Sally Up" from members of the Level 3 Kodaly Class in Calgary in the 1990s.

With further research, we discovered that a variant of this song is included in the resource Step it Down, published in 1972 by Bessie Jones and Bess Lomax Howes.

©2021 Themes & Variations  
No copying or transfer of this presentation is permitted.  
This presentation is for the  
personal use of the individual user only.

33

### 33. Green Sally Up

Swing Traditional

Green Sal - ly up, Green Sal - ly down,

Green Sal - ly baked her pos - sum brown. \_\_\_\_\_ She

asked her Ma - ma \_\_\_\_\_ for fif - teen \_\_\_\_\_ cents, \_\_\_\_\_ to


see the el - c-phants jump \_\_\_\_\_ the fence. \_\_\_\_\_ They

©2008 Themes & Melodies. No copying or transfer of this PowerPoint is permitted. This PowerPoint is for the use of the original purchaser only.

34

jumped so high\_\_\_\_\_they reached the sky,\_\_\_\_\_ and

did - n't come back till the Fourth of Ju - ly,\_\_\_



35

# Down to the Baker's Shop

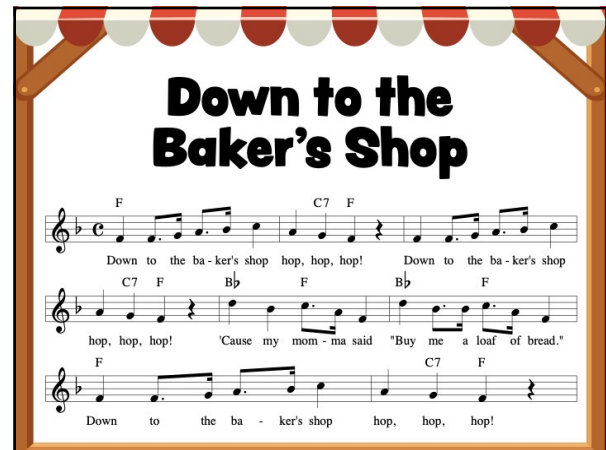


A bakery display with various pastries on shelves. The top shelf features a croissant, two chocolate chip cookies, a blueberry muffin, and a large pretzel. The bottom shelf features a chocolate brownie, a slice of red velvet cake, a cherry-topped cupcake, and a slice of peach cobbler. The display is set against a dark brown background with a red and white striped awning at the top.

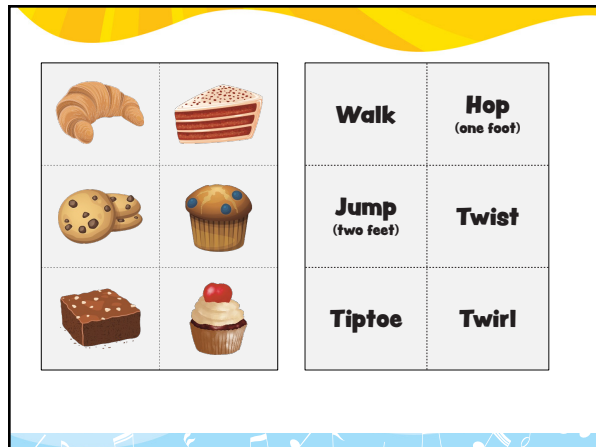
36




37



38



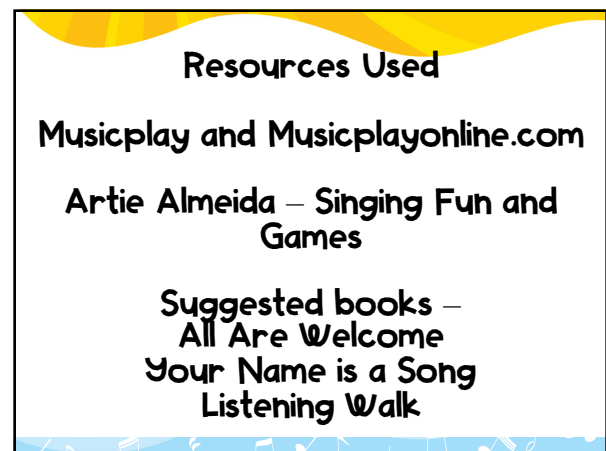
39



40



41



42