

1

Sessions that will target literacy outcomes

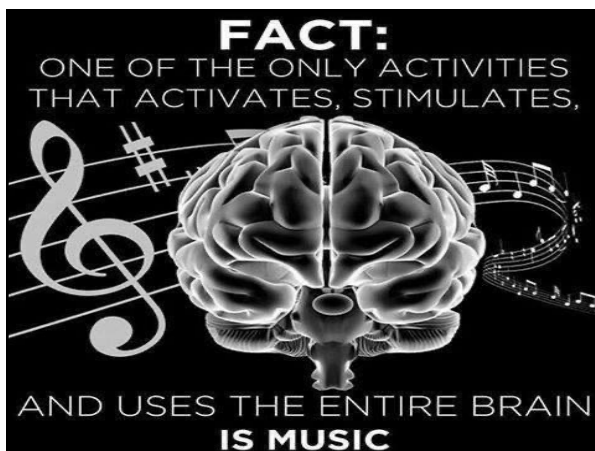
- Engage Early Learners (Denise and Artie)
- Singing: The Heart of the Program (Artie)

More FUN SESSIONS

- All Things Percussion
- Music Theory that's FUN!
- Good Choral Singing (Greg)
- Movement Fun, Games, Dances
- Create and Perform on Recorder
- How the Heck Can I Teach it All?
- Choral Repertoire
- Fun with Ukuleles
- Potpourri of Possibilities

July 19-21 Live - Recorded

2



3

As a Music Teacher

- teaching music and musical concepts is my primary focus
- teaching literacy and language skills is the classroom teacher's job – but ALL teachers in a school support teaching of literacy

4

Music IS Literacy

- Children who can keep the beat have improved fluency in language
Read more here: <https://news.northwestern.edu/stories/2013/09/the-importance-of-keeping-the-beat/>
- Reading a text more than once is a proven strategy to improve reading fluency
- what better way than to learn a song?
Read more here: <https://www.luther.edu/news-reading-journal/archive/2012/learning-literacy-through-music/>
- In music, children practice discrimination between pitches, types of voices, inflections, high/low, loud/quiet
Discriminating between similar auditory elements is essential for effective communication
Read more here: <https://www.luther.edu/news-reading-journal/archive/2012/learning-literacy-through-music/>
- Decoding symbols, letters, words, and sentences, visual focus, and visual memory are part of music and literacy
(Hansen et al., 2004) Read the book: The Music and Literacy Connection By Dee Hansen, Elaine Bernstorf, Gayle M. Stuber
- Choral reading, repeated reading, echo reading and song reading are strategies to develop prosody. Learning songs improves fluency in language!!!
Prosody is the third core element of fluency. It is defined as reading with expression
Read more Here: https://www.nccu.edu.au/~data/assets/pdf_file/0005/667701/SA-DRC-Fluency-doc.pdf
- Fingerplays, chants and action songs are important tools to help children develop fluency and rhythm in language. Children learn new vocabulary, comprehension and fine motor skills as they show with their hands what the words mean.
- Songs teach many concepts: alphabet, counting, cultures, basic skills, and more!

5

Keep the Beat

- Researchers link ability to keep a beat to reading and language skills

<https://news.northwestern.edu/stories/2013/09/the-importance-of-keeping-the-beat/>.

- tested high school students
- the more accurate the adolescents were at tapping along to the beat, the more consistent their brain response was to the speech syllable

6

Keep Beat with Fingerplays - One Potato

One potato, two potato, three potato four.
Five potato, six potato, seven potato more.
Eight potato, nine potato, here comes number ten.
Hot potato! Hot potato! Do it all again!

What skills and concepts are reinforced?

- counting, number recognition
- steady beat
- tempo - music can slow down (ritard), fast

7

1. Time For Music

Time for mu-sic clap your hands! Clap your hands! Clap your hands! —
pat your knees! Pat your knees! Pat your knees!
tap your toes! Tap your toes! Tap your toes!

Time for mu-sic clap your hands! Clap your hands with me!
pat your knees! Pat your knees with me!
tap your toes! Tap your toes with me!

4. Time for music flap your arms...
5. Time for music play the drum...
6. Time for music sing out loud...

©2009 Themes & Variations. No copying or transfer of this PowerPoint is permitted. This PowerPoint is for the use of the original purchaser only. [Index](#)

8

Keep the Beat

- keep beat with non-locomotor actions - [Time for Music](#), [Elephants Have Wrinkles](#), [Monkeys](#)
- keep beat with locomotor - [Choo Choo Train](#) (1), Follow Me Game (PK), Walk to School (K), Sam the Robot, Dooby Doo, Move to the Drum
- keep beat with instruments - [Play and Stop](#),
- Hello Beat Chant - I LOVE this - use to label beat

9

Hello Chant

Beat, beat, feel the beat.
Say hello to those you meet.

Hello Ty (echo) Hello Jason (echo). Hello Sophie, (echo). Hello Sam (echo)

Use a variety of voices - and the kids echo the way you speak

- high/low voices
- loud/quiet voices
- fast/slow
- singing/speaking/whisper/shouting voices.

Keep the beat with a clap or pat, then transfer to instruments. Discuss how the instrument is played and classify it. Put it in the Mystery Box!

10

Play the Instruments Quickly

Play the instruments quickly, quickly, quickly.

Play the instruments quickly, quickly, stop!

Play the instruments slowly, slowly, slowly, slowly,

Play the instruments slowly, slowly, slowly, stop!

Play the instruments quietly, quietly, quietly,

Play the instruments quietly, quietly, stop!

Play the instruments loudly, loudly, loudly,

Play the instruments loudly, loudly, stop!

BEST way to get kids with instruments to behave! Use with sticks or whatever you have! I use this EVERY time I give instruments out.

11

Play and Stop!



Fun song that makes kids listen. They play when there's singing. (there's a beat)
And when it stops (no beat) they stop.

12

Read a text more than once

- "repeated readings and choral reading, two effective fluency strategies" pg 38
- https://digitalcommons.wku.edu/cgi/viewcontent.cgi?article=1656&context=stu_hon_theses
- **Double Double** – read text, then play

Double double, this, this.
Double, double, that, that.

13

Decoding symbols – Double Double

arrangement by D. Gagné

Dou - ble, dou - ble, this, this. Dou - ble, dou - ble, that, that.

Dou - ble this, dou - ble that. Dou - ble, dou - ble, this, that.

14

Prosody – Reading with Expression

Strategies include:

- Choral reading
- repeated reading
- echo reading
- song reading

Example: I am a Pizza

15

Fingerplays, chants, action songs

- develop vocabulary, improve comprehension
- BIG 3 Es - engage, entertain, educate
- Develop Vocabulary, comprehension
- Develop beat/rhythm, expressive qualities
- From a very young age, children mimic

Examples:

Here is the Beehive

Open, Shut Them

Alligator Alarm

16

Here is the Beehive

Fingerplay, dramatize so awaken imagination, buzz up and down for vocal development, discrimination, doing actions helps to develop fine muscle co-ordination, express emotions

Here is the beehive.

Where are the bees?

Hidden away where nobody sees.

Watch and you'll see them come out of the hive,

1-2-3-4-5 bzzzz

17



Open Shut Them

Doing actions helps children understand meaning of the words

Open, shut them. Open, shut them. Give a little clap, clap, clap.
Open, shut them. Open, shut them. Put them in your lap, lap, lap.

Up and down. Up and down. Up, up, up, up, down, down, down.
Up and down. Up and down. Up, down, down, down, down, down, down.

Big and small. Big and small. Big, big, big, big, small, small, small.
Big and small. Big and small. Big, big, big, big, small, small, small.

Hot and cold. Hot and cold. Hot, hot, hot, hot, cold, cold, cold.
Hot and cold. Hot and cold. Hot, hot, hot, hot, cold, cold, cold.

Loud and quiet. Loud and quiet. Loud, loud, loud, loud, quiet, sh!
Loud and quiet. Loud and quiet. Loud, loud, loud, loud, quiet, sh!

18

Open Shut Them


Pryce at 7 months, doing actions and "singing" with me



19


Alligator Alarm:

Alligator alarm! Ah!
Alligator alarm! Ah!
Alligator Al's awake,
and looking for my arm! Ah!
leg! Ah!
head! Gulp!



©2008 Thomson & Wadsworth. No copying or transfer of this PowerPoint is permitted. This PowerPoint is for the use of the original purchaser only.
[Index](#)

20



21

Top 10 Storybooks for Music Class


1. Mortimer, by Robert Munsch
2. Up Up Down, by Robert Munsch
3. All Are Welcome, by Alexandra Penfold
4. Pete the Cat – Rockin' in My School Shoes
5. Pete the Cat – And His 4 Groovy Buttons
6. Tacky the Penguin – Helen Lester
7. Shark in the Park – Nick Sharratt
8. Brown Bear – by Bill Martin Jr.
9. Elmer the Elephant – by David McKee
10. Eating the Alphabet by Lois Ehlert

22


Mortimer storybook

- Clang, clang, rattlebing bang song
- Play unpitched instruments while you sing
- Download mp3 of song:
www.robertmunsch.com
- Thump Thump Thump – play on drums
- Mortimer be quiet! All say.
- The big fight - "rumble" on instruments


23




24




25




26




27




28




29




30




31



32



33



Upstairs, Mortimer got so tired waiting for someone to come up that he fell asleep.

34



ARTIE & DENISE 2022
INSPIRED IN INDIANAPOLIS
Music Symposium

We are excited to announce that **Artie and Denise 2022** will be happening **in-person** from **July 19-21, 2022** in Indianapolis! The **virtual recorded sessions with live Q&A** will happen on **August 8-10, 2022**.

Options:

In-Person and Virtual Recorded Access:	Virtual Recorded Access Only:
\$175	\$100
<small>(only 175 seats available)</small>	

Virtual access until December 31st, 2022.
If in-person is cancelled no refund, just a \$75 store credit.

Sessions that will target literacy outcomes

- Engage Early Learners (Denise and Artie)
- Singing: The Heart of the Program (Artie)

More FUN SESSIONS

- All Things Percussion
- Music Theory that's FUN!
- Good Choral Singing (Greg)
- Movement Fun, Games, Dances
- Create and Perform on Recorder
- How the Heck Can I Teach it All?
- Choral Repertoire
- Fun with Ukuleles
- Potpourri of Possibilities

July 19-21 Live - Recorded

35
