




# MUSICPLAY MENTORSHIP

*with Stacy Werner*

SESSION #2 – PLANNING TOOLS AND RESOURCES



# WHAT WE WILL LEARN..

- Planning Documents
  - Where to locate and what is available.
- Learning Modules
  - Explore pre-made weekly lesson options.
- My Lists
  - How to use and create a list together.
- Units Section
- Teaching Tips!

# THIS OR THAT - WHOLE CLASS MIXER



# BACKWARDS PLANNING IS KEY!

Questions to ask at the start of the school year:

- How many minutes per week? How many class times per week?
- How many classes per month/quarter/year?
- Themes or holidays you want to cover at particular times?
- Concerts, presentations, musicals, field trips, musician visits.
- Whole-school Events - Concerts, Assemblies, Special Activities
- Give extra time - unexpected events always come up!

# BACKWARDS PLANNING IS KEY!

Questions to ask at the start of the school year:

- What concepts/skills should students know by the end of the year?
- In what order will you introduce/revisit these concepts across grade levels?
- When and how will you assess student progress (formative and summative assessments)?
- What songs, games, and activities align with your goals and seasonal themes?



# PLANNING DOCUMENTS

LESSON PLANNING SECTION

# LESSON PLANNING SECTION

**Lesson Planning**

**Supporting Resources**

General

- Concert and Festivals Permissions Policy 2025
- 2024 Account Sharing Policy
- Instrument List for Musicplay
- Professional Development for Music Educators (Musicplay Workshops) [View All +](#)

Culturally Responsive Teaching

- 2025 Culturally Responsive Teaching
- Music in the Inclusive Classroom

Scope and Sequence & Year Plans

- K-6 Scope and Sequence
- What We Will Learn PK-6
- PreK - 6: Scope and Sequence with Songs
- K - Middle School: Year Plans [View All +](#)

Highlights

- StoryBook Lessons in Musicplay
- Reading Songs in Musicplay
- Super Fun Songs in Musicplay
- JJ and ME Content Collection List

USA Curriculum Correlations

- National Standards Kindergarten
- National Standards Grade 1
- National Standards Grade 2
- National Standards Grade 3 [View All +](#)

- You can find the “Lesson Planning” section on Musicplay at the bottom of the content bar on the left side of the homepage.
- The lesson planning section provides access to various helpful documents to assist with successful lesson planning.


# WHAT WE WILL LEARN POSTERS:

**WHAT WE LEARN IN  
PRE-K MUSIC**

**ELEMENTS OF MUSIC: PITCH**

*I can*


- show high, medium or low sounds
- show how melodies go up, down or stay the same.



**ELEMENTS OF MUSIC: BEAT AND RHYTHM**

*I can*


- tell when there's a beat and when there's no beat.
- I can move to and play a steady beat.



**ELEMENTS OF MUSIC: TIMBRE**

*I can identify and use*

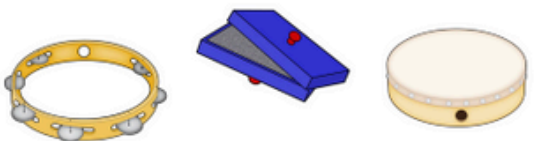
- speaking, whispering, calling, and singing voices.
- many classroom instruments when I see them or hear them.
- woods, metals, shakes/scrapes, drums.



**ELEMENTS OF MUSIC: FORM**

*I can*


- show phrases.
- tell if phrases are the same or different.
- move to show different sections of the music.



**ELEMENTS OF MUSIC: EXPRESSION**

*I can identify and perform*

- loud and quiet
- fast and slow
- smooth or separated



**VOCABULARY**

<i>beat</i>	<i>woods</i>
<i>rhythm</i>	<i>metals</i>
<i>high/low</i>	<i>shakes/scrapes</i>
<i>loud/quiet</i>	<i>drums</i>
<i>fast/slow</i>	<i>solo</i>
<i>smooth/separated</i>	<i>repeat</i>

**CREATE**

*I can*

- create and play patterns using loud/quiet or picture word rhythms.
- improvise melodies (Q/A, Melody Elephant).

**PERFORM**

*I can*

- sing, move, and play instruments.

*As an Audience I can*

- be a good listener.

**RESPOND**

*I can*

- tell or show with movement how music makes me feel.

**CONNECT**

*I can*

- listen to music and sing songs and tell about the places they're from.

**MUSICPLAY** THEMES & VARIATIONS  
ONLINE

- These posters are available for all grade levels on Musicplay Online.
- They provide a clear, easy-to-follow overview of the musical concepts and skills taught at each grade level.
- Great to share with students and parents.

# K-6 SCOPE AND SEQUENCE:

Musicplay Scope and Sequence K-6 (Middle School)

Element: Rhythm (Duration)	K	1	2	3	4	5	M
music may move to a steady beat	*	*	*	*	*	*	*
distinguish between beat and rhythm (ex=experience)	ex	*	*	*	*	*	*
there are strong and weak beats in music	ex	*	*	*	*	*	*
beats may be grouped in 2s, 3s or 4s	ex	ex	*	*	*	*	*
2/4, 4/4 meter		*	*	*	*	*	*
3/4 meter				*	*	*	*
6/8 meter						*	*
compound meter, 5/4 meter						*	*
♩ ♪ ♮ quarter note (ta), eighth notes (ti-ti), rest	*	*	*	*	*	*	*
duration is extended by tie or fermata			*	*	*	*	*
rhythmic ostinato: eg. ta ta ti-ti ta ♩ ♪ ♪ ♪	ex	*	*	*	*	*	*
♩ ♮ ♩ ♮ half note, half rest, whole note, whole rest	ex	ex	*	*	*	*	*
♩ . ♪ ♪ ♪ dotted half note, sixteenth notes				*	*	*	*
♩ ♪ eighth note, eighth rest					*	*	*
♩ ♪ ♪ syncopation					*	*	*
♩ . ♪ dotted quarter - eighth note						*	*
triplets							*
<b>Element: Melody (Pitch)</b>							
sounds may be high, low or in the middle	*	*	*	*	*	*	*
melodic contour: sounds move high-low or low-high	*	*	*	*	*	*	*
simple melodic patterns: so-mi, so-mi-la	*	*	*	*	*	*	*
do re mi so la			*	*	*	*	*
high do, low la, low so				*	*	*	*
5 line staff, letter names in treble clef					*	*	*
unison, step, skip, leap					*	*	*
major and minor tonality					*	*	*
major scales (C, F, G), key signatures						*	*
accidentals							*
modes							*
<b>Element: Timbre</b>							
singing voice, speaking voice, vocal timbre	*	*	*	*	*	*	*
body percussion	*	*	*	*	*	*	*
classify non-pitched percussion	*	*	*	*	*	*	*
identify families of orchestral instruments			*	*	*	*	*
identify orchestral instruments				*	*	*	*
identify world instruments					*	*	*

- Covers the Elements of Music: Rhythm, Melody, Timbre, Expression, Form, Texture/Harmony.
- Highlights which aspects are taught in each grade.
- Provides a general overview rather than specific details.
- Shows how musical skills are developed throughout elementary school.

# SCOPE AND SEQUENCE WITH SONGS

- Connects the elements of music from the previous document, to songs that teach those elements on Musicplay.

**Musicplay Sequence PreK-6**  
Sing, Play, Move, Listen, Read/Write, Create

Vocal Development, Warmups, Name Games, Solo Singing (guessing games)						
PreK	K	1	2	3	4	5
1 Time for Music	1 Welcome to music	1 Dooby Doo	1 Welcome to Music	2 Number Concentration	9 Jolly Rhythm	2 Concentration
Hello Beat Chant - in Back to School Unit	7 Speaking Voice (types of voices interactive) 8 Cookie Jar Chant	2 Mountaintop (types of voices interactive)	24 Witches Stew (types of voices interactive)	4 Glad I'm Back at School	5 Good Morning	
2 Three Little Monkeys (high, middle, low)	12 Hickety Tickety 60 Curly Joe	38 Bear Hunt (types of voices interactive)	32 Doggie Doggie	92 Someone's Tapping	1 Wake Me Shake Me	
Valentine Game	79 Button Factory	36 Cuckoo	41 Who's That		64 Categories	
	95 Kangaroo	96 Old Dog	37 Johnny Caught Flea			
	149 Chickamy					
	152 Peanut Butter					

BEAT and RHYTHM									
PreK		1	2	3	4	5			
1 Time for Music	Beat	004 Snail Snail	04 Engine #9	2. Number Concentration	4 Frère Jacques	3 Little Tommy Tinker			
1a Hello Beat Chant	Beat	009 Choo Choo Train	05 Hill Hill	5. Missus Tong	5 Good Morning	6 Pass the Stick			
37 I Like Puppies	long short sounds	020 Bye Low Baby	08 I can Sing a High	6. Plainsies Clapsies	12 Black Snake	8 Ickle Ockle			
43 Long Short		024 Hey Betty Martin	10 Bounce High	7. No Robbers	15 Canoe Song	13 Button			
134 When Cats		036 Cuckoo	12. Obwisana	8. Whoopee Cushion	18 Cheki Morena	15 Alabama Gal			
		037 Lucy Locket	13 Bell Horses	9. Rocky Mountain	21 Bats	18 Ghost of Tom			
		050 Ho Ho Ho!	16 Time to Play	10. Turkey Lurkey	22 MaKuAy	19 Whistle Daughter			
<b>K</b>		055 Strawberry	18 Falling Leaves	12. Pass a Beanbag	26 Pass the Pumpkin	24 Raindrops Round			
09 Follow Follow	↓ ↓ ↓	060 Tommy Tiddle	20 Icka Backa	10. Turkey Lurkey	28 Cut the Cake	28 Our Old Sow			
15 Walk to School	↓ ↓ ↓	068 I Like You	25 Old Mother Witch	12. Pass a Beanbag	44 Clock Round	30 Sing the Scale			
23 Hey Hey	↓ ↓ ↓	069 Tick Tock	27 Starlight	16. Bells in the Steeple	58 Let's Catch Rooster	34 Ho Ho Watanay			
37 Pumpkin Fat	↓ ↓ ↓	094 Apple Tree	36 Bluebells	17. Seven Up	59 Nobody Likes Me	38 Winter is Here			
		078 Bee Bee	37 Johnny Caught Flea	22. Closet Key	74 Under the Chestnut	50 Music Alone			
50 Teddybear	↓ ↓ ↓	086 Bow Wow Wow	39 Pease Porridge	23. Trampin	80 Shoo Fly	52 Hot Potato			
60 Curly Joe	↓ ↓ ↓	096 Old Dog	41 Who's That	24. Pass the Broom	089 Built My Lady	54 I've a Car			
72 Old Mother	↓ ↓ ↓	101 How Many	46 Apples Peaches	28. Old Brass Wagon		58 Cobbler			
90 Little Airplane	↓ ↓ ↓		49 Mouse Mousie	31. Long Legged Sailor		59 Rainbow Color			
95 Kangaroo	↓ ↓ ↓		54 Pass the Stick	33. Playing on Washboard		63 Johnny Lost Quarter			
102 Tisket	↓ ↓ ↓		59 I See the Moon	41. Paw Paw Patch		64 En Roulant			
109 Bumie Bee	↓ ↓ ↓		64 Cut the Cake	42. Santa Claus is Coming	fix	70 Deep and Wide			
121 Four in a Boat	↓ ↓ ↓		71 Rain on Green Grass	43. King's Land copy		72 I am Slowly			

# K-MIDDLE SCHOOL YEAR PLANS

- Lays out all elements and their aspects to be covered each month for grades K-6.
- First outline your year by how many times you'll see your students.
- Use this document to stay on track throughout the year.
- There is an editable version available for you to make changes as needed.

**Musicplay 1 (Revised) Year Outline**

Month:	Beat / Rhythm:	Melody:	Expression:	Instruments:	Listening, Form Culture:	Create, Movement:	Themes:
<b>September</b>	Listen to the Rhythm Big Book (BB) 5 4 Snail Big Book (BB) 8 ♪ ♪ 5 Sam the Robot Man (beat) 9 Choo Choo BB 12/13 ♪ ♪ 12 Counting Song BB15/16 ♪ ♪ 17 Hop Old Squirrel (beat)	2 Mountaintop - high/low poems - Three Little Monkeys, Grandma's Glasses 4 Snail sm Big Book 8/9 9 Choo Choo sm Big Book 15/16	singing-speaking voice fast-slow song?, LCD #3, 7, 8 loud-soft LCD#4	Orff arrangements for songs 4, 9, Unpitched with 3, 8, 13	Listening CD (LCD) 1, 2, 3, 8, 28, 9	3 Little Red - create verses 5 Sam Robot - movement 8 - actions 13 - effects	
<b>October</b>	23 Hey Betty Martin beat BB 33 20 Bye Low Baby Oh ♪ ♪	20 Bye Low Baby Oh BB26/27	soft, lullaby - #20 spooky sounds - #30	Orff for song 23, 24, 29 unpitched (u/p) 29, poem	Listening CD: 5, 10, 13 19 - Kye Koolay, Africa 31 - Juanito, Spanish	21 new verses 27 movement 29 sound effects 30 movement	Turkeys and Pumpkins
<b>November</b>	34 Bounce the Ball BB40/41 ♪ ♪ + accent 36 Cuckoo sm BB 42 ♪ ♪ 37 Lucy Locket lsm BB43 ♪ ♪ 41 Hello Game sm ♪ ♪	34 Bounce the Ball lsm BB40/41 36 Cuckoo sm BB 42 37 Lucy Locket lsm BB 43/44 41 Hello Game sm	soft, lullaby - #43 Fais do do Expressive Singing: 33 Just One Candle 38 Bear Hunt	Orff for song 34, 36, 37, 41, 43	Listening CD: 14 (Cuckoo), 32 (Galliard) 43 Fais do do, French	42 Down by the Bay, new verses 44 Punchinello - movement	Peace Bears
<b>December</b>	47 Lemonade BB50 ♪ ♪ 50 Ho Ho Ho BB51 ♪ ♪ †	47 Lemonade sm BB 50	Expressive Singing: 48, 49	Orff for song 47 u/p song 51 Bells on the Sleigh	Listening CD: 33, 34	44 Hanukkah 52 Slippers - create dance 47 Lemonade, dramatize	Holiday Fun!
<b>January</b>	55 Strawberry BB54 ♪ ♪ 60 Tommy BB55 ♪ ♪ † 64 Un deux trois ♪ ♪ †	55 Strawberry lsm BB54 60 Tommy Tiddlemouse lsm BB55	slow - Listening CD 35 (keep beat with balloons)	u/p with Listening CD #28 Orff song #60	Listening CD: 28, 35, 36 54 One Big Family, world 56 Pimpon, Spanish 57 Vive, French 64 Un, deux, trois, French	56 Pimpon, 57 Vive, 59 Little Red Car, 61 Head and Shoulders create movement	Music Around the World
<b>February</b>	68 I Like You ♪ ♪ † 69 Tick Tock BB 56 ♪ ♪ 74 We Are Dancing BB 59 ♪ ♪	Review Snail #4 lsm BB 8/9 69 Tick Tock lsm BB 56 71 Mr. Potato Head smd BB 57 74 We Are Dancing BB 59	fast-slow, song 72 smooth-separated, Listen CD 11, 18 Expressive Singing: 70 Haul Away Joe	Orff with song 68, 69, 71, 74 u/p with song #67	Listening CD: 18, 11, 37, 38, 24, 25 Aikendrum, Scotland Michael Row, Spiritual	67 Aikendrum - create effects with u/p	Special Friends
<b>March</b>	78 Bee Bee Bumblebee BB 62 ♪ ♪ 86 Bow Wow Wow BB65 ♪ ♪ †	78 Bee Bee Bumblebee smd BB 62 87 Hurry Easter Bunny smd BB 68	Expressive Singing: 79 Baby Bumblebee	Orff with song 78, 86 u/p with song #82 Bingo	Listening CD: 22, 39, 40, 20-27 80 Leprechaun (Irish theme)	80 Leprechaun - create movement	Animals and Leprechauns
<b>April</b>	89 Bunny Hides BB67 ♪ ♪ 90 Hurry Easter BB68 ♪ ♪ † 94 Apple Tree BB 69 ♪ ♪ † 96 Old Dog BB 70 ♪ ♪ †	89 Bunny Hides the Basket Basket lsm BB 67 90 Hurry Easter Bunny BB68 94 Apple Tree lsm d BB 69 96 Old Dog lsm d BB 70	Expressive Singing: 87 Little Rabbit Foo Foo 85 Five Little Ducks loud-soft, song # 89, 95	Orff with song #89, 90, 94, 96	Listening CD: 21, 7	91 Bunny Boogie 95 Country Song - create movement	Spring is Here!
<b>May</b>	101 How Many Fingers smd BB 71 ♪ ♪ †	101 How Many Fingers smd BB 71	Expressive Singing: 97 That's My Mom 104 Heebie Jeeb ies	use u/p with story of Chicken Little	Listening CD: 6-19 review and #41 100 Savez Vous, French 102 La Vibora, Spanish 103, El Coqui, Spanish	99 Oats and Beans 100 Savez Vous 104 Heebie Jeebies - create movement	Farms and Zoos
<b>June</b>			Expressive Singing: 105 Goin' to the Zoo		Listening CD: 6-19 review #30 (ABA), #42 108 La Granja, Spanish	create movement - Jumping Game	Summer Fun: Zoo, The Sea, Picnics

# MORE! IN THE LESSON PLANNING SECTION:

- Music Advocacy Posters
- Curriculum Correlations
- Highlights - Reading Songs, Super Fun Songs, Storybook Lessons  
(These are the core songs/activities of the program for me!)
- Substitute Teaching Plans
- I Can Statements



# GRADE SPECIFIC PLANNING DOCUMENTS

- From the landing page, select a grade level.
- This will bring you to the “Supporting Resources” section for that grade level.
- From here you have access to more specific planning tools for each grade level:
  - Overview - all long range planning documents
  - Classified Indexes and Lists
  - National Standards
  - Assessments
  - and More!

# GRADE SPECIFIC PLANNING DOCUMENTS

**Grade 1**

## Supporting Resources

<b>Overview</b> <ul style="list-style-type: none"><li>What We Will Learn in Grade 1 Music Poster</li><li>Grade 1 Scope and Sequence</li><li>Grade 1 Year Plan</li><li>Grade 1 Month Outlines <a href="#">View All +</a></li></ul>	<b>Assessments</b> <ul style="list-style-type: none"><li>Grade 1 Assessment / Tracking Chart</li><li>Grade 1 Assessment / Tracking Chart (.docx)</li><li>Music Self Assessment color emoji</li><li>Behavior Self Assessment (Plant Growing) <a href="#">View All +</a></li></ul>
<b>Classified Indexes and Lists</b> <ul style="list-style-type: none"><li>Grade 1 Song List</li><li>Grade 1 Classified Index</li><li>Grade 1 Curriculum Links</li><li>Grade 1 Glossary <a href="#">View All +</a></li></ul>	<b>Highlights</b> <ul style="list-style-type: none"><li>StoryBook Lessons in Musicplay</li><li>Reading Songs in Musicplay</li><li>Super Fun Songs in Musicplay</li></ul>
<b>National Standards</b> <ul style="list-style-type: none"><li>National Standards Grade 1</li><li>I Can Statements Gr 1 - Posters</li></ul>	<b>Substitute Plans</b> <ul style="list-style-type: none"><li>Sub Information for Using MusicplayOnline</li><li>Grade 1 Sub Tub Activities</li><li>Grade 1 Sub Tub Activities (.docx)</li><li>Sub Information for MusicplayOnline (.docx)</li></ul>
<b>Blank Templates</b> <ul style="list-style-type: none"><li>Grade 1 Monthly Outline Template</li><li>Grade 1 Monthly Outline Template (.docx)</li><li>Grade 1 Weekly Lesson Template</li><li>Grade 1 Weekly Lesson Template (.docx)</li></ul>	<b>Lesson Module Overview Videos</b> <ul style="list-style-type: none"><li>January Week 2 (Lesson 17)</li><li>January Week 3 (Lesson 18)</li><li>January Week 4 (Lesson 19)</li><li>February Week 1 (Lesson 20)</li><li><a href="#">View All +</a></li></ul>

# MONTHLY PLANS

- Find in the “Supporting Resources” section for that grade level.
- Gives an outline of the songs used for each week and the outline for the weekly learning modules.

August Month Outline - Grade 1			
Week 1	Back To School 1	Week 2	Back To School 2
<p><b>Song List</b></p> <ol style="list-style-type: none"> <li>1. Dooby Dooby Dooby Doo (<i>call-response</i>)</li> <li>2. Mountaintop Monster (<i>types of voices, high/low</i>)</li> <li>3. Little Red Wagon (<i>beat</i>)</li> <li>4. Snail, Snail (<i>beat, m sl, ♪ ♪, Orff</i>)</li> <li>5. Sam the Robot Man (<i>beat, movement</i>)</li> <li>6. The Music Time is Over (<i>call-response</i>)</li> <li>6a. Lesson 1 Poems and Extras</li> </ol> <p><b>Listening Kit 1:</b> Les sons qui nous entourent High and Low Sounds What Keeps a Beat? Sounds Around Us</p>	<p><b>Learning Modules</b></p> <ol style="list-style-type: none"> <li>1. Sing the “Hello Song”</li> <li>2. Move to “Skateboard Rider”</li> <li>3. Echo body percussion</li> <li>4. Teach “Welcome, Welcome”</li> <li>5. Optional: Read the story “All Are Welcome Here”</li> <li>6. Discuss How Tos and What ifs</li> <li>7. Teach the “Make Me a Circle” chant</li> <li>8. Play the “Hello Circle Name Game”</li> <li>9. Echo Bobo</li> <li>10. Teach “Naughty Kitty Cat”</li> <li>11. Learn the game “Naughty Kitty Cat”</li> <li>12. Play the game and sing “Naughty Kitty Cat”</li> <li>13. Clap the rhythm for “Naughty Kitty Cat”</li> <li>14. Listen to the story “Naughty Kitty Cat” and sing along</li> <li>15. Teach “The More We Get Together”</li> <li>16. Optional: Draw a picture of who you would like to get together with</li> <li>17. Optional: Play the Trivia Wheel game “One or Two Sounds?”</li> <li>18. Optional: Complete the All About Me Worksheet</li> <li>19. Sing “The Music Time is Over”</li> </ol>	<p><b>Song List</b></p> <ol style="list-style-type: none"> <li>7. The Grand Old Duke of York (<i>tempo, action song</i>)</li> <li>8. The Wheels on the Bus (<i>action song, sound effects</i>)</li> <li>9. Choo Choo Train (<i>beat, game, m s, ♪ ♪, Orff</i>)</li> <li>9a. Lesson 2 Poems and Extras</li> </ol> <p><b>Listening Kit 1:</b> Qu’est-ce qui bat une pulsation? “Tortoises” from Carnival of the Animals “Wild Donkeys” from Carnival of the Animals What is Fast and Slow?</p>	<p><b>Learning Modules</b></p> <ol style="list-style-type: none"> <li>1. Sing the “Hello Song”</li> <li>2. Do body percussion</li> <li>3. Review “Welcome, Welcome”</li> <li>4. Optional: Read the story “All Are Welcome Here”</li> <li>5. Discuss How Tos and What ifs</li> <li>6. Say “Make Me a Circle”</li> <li>7. Play the “Hello Circle Name Game”</li> <li>8. Teach the “Music Room Rules”</li> <li>9. Review “Naughty Kitty Cat”</li> <li>10. Review the game “Naughty Kitty Cat”</li> <li>11. Play the game and sing “Naughty Kitty Cat”</li> <li>12. Teach “What Shall We Do?”</li> <li>13. Optional: Illustrate a mini-book of the song lyrics</li> <li>14. Teach “New Friends”</li> <li>15. Sing “New Friends”</li> <li>16. Optional: Play the Trivia Wheel game “Fast or Slow”</li> <li>17. Optional: Complete the All About Me Worksheet</li> <li>18. Sing “The Music Time is Over”</li> </ol>
<p><b>Additional Options</b></p> <p><b>Units</b> Back to School (Hello Beat Chant)</p> <p><b>Modules-General</b> Movement Fun songs</p>		<p><b>Additional Options</b></p> <p><b>Units</b> Back to School</p> <p><b>Rhythm/Solfa Practice</b> Prepare rhythm/solfa activities</p> <p><b>Modules-General</b> Movement Fun songs</p> <p><b>Storybook Module</b> Listening Walk All are Welcome</p>	

# WEEKLY PLANS

- Go into the song list for a specific grade and select a song.
- Scroll down to “Teacher Tools” and select “Week at a Glance”.
- This includes an outline of where that song fits into the sequence of the program and what else you can include for that week.

## September Week 1 at a Glance

<p><b>Sing</b></p> <p><b>New Songs:</b></p> <table style="width: 100%; border: none;"> <tr> <td style="width: 60%;">1. Dooby Dooby Dooby Doo</td> <td>warm-up</td> </tr> <tr> <td>2. Mountaintop Monster</td> <td>high/low voices</td> </tr> <tr> <td>3. Little Red Wagon</td> <td>names, beat</td> </tr> <tr> <td>4. Snail, Snail</td> <td>beat, m sl</td> </tr> <tr> <td>5. Sam the Robot Man</td> <td>beat</td> </tr> <tr> <td>6. The Music Time Is Over</td> <td>goodbye song</td> </tr> </table> <p><b>Teaching Tips and Extras</b></p> <table style="width: 100%; border: none;"> <tr> <td style="width: 50%;">6a.a Listen to the Rhythm</td> <td style="width: 50%;">6a.g Line Up Chant</td> </tr> <tr> <td>6a.b One, Two, Three</td> <td>6a.h Mallet Review Song</td> </tr> <tr> <td>6a.c Types of Voices</td> <td>6a.i Ideas for Developing In</td> </tr> <tr> <td>6a.d Melody the Elephant</td> <td>Tune Singing</td> </tr> <tr> <td>6a.e How to Label and Assess Beat</td> <td>6a.j Voice Care</td> </tr> <tr> <td>6a.f Posture Chant</td> <td>6a.k Assessment</td> </tr> </table>	1. Dooby Dooby Dooby Doo	warm-up	2. Mountaintop Monster	high/low voices	3. Little Red Wagon	names, beat	4. Snail, Snail	beat, m sl	5. Sam the Robot Man	beat	6. The Music Time Is Over	goodbye song	6a.a Listen to the Rhythm	6a.g Line Up Chant	6a.b One, Two, Three	6a.h Mallet Review Song	6a.c Types of Voices	6a.i Ideas for Developing In	6a.d Melody the Elephant	Tune Singing	6a.e How to Label and Assess Beat	6a.j Voice Care	6a.f Posture Chant	6a.k Assessment	<p><b>Lesson 1 Module</b></p> <ul style="list-style-type: none"> <li>#1 “Dooby Doo” – sing and move to our warmup song</li> <li>#2 “Mountaintop Monster” – use high and low voices</li> <li>Play a snail game and show how notes go higher and lower</li> <li>Find things at home to use for instruments</li> <li>#3 “Little Red Wagon” – play instruments with the song</li> <li>#6 “The Music Time is Over” – echo sing</li> </ul>
1. Dooby Dooby Dooby Doo	warm-up																								
2. Mountaintop Monster	high/low voices																								
3. Little Red Wagon	names, beat																								
4. Snail, Snail	beat, m sl																								
5. Sam the Robot Man	beat																								
6. The Music Time Is Over	goodbye song																								
6a.a Listen to the Rhythm	6a.g Line Up Chant																								
6a.b One, Two, Three	6a.h Mallet Review Song																								
6a.c Types of Voices	6a.i Ideas for Developing In																								
6a.d Melody the Elephant	Tune Singing																								
6a.e How to Label and Assess Beat	6a.j Voice Care																								
6a.f Posture Chant	6a.k Assessment																								
<p><b>Move</b></p> <p><b>Non-locomotor:</b></p> <ol style="list-style-type: none"> <li>Dooby Dooby Dooby Doo - do movements.</li> <li>Mountaintop Monster - do movements.</li> <li>Little Red Wagon - create actions</li> </ol> <p><b>Locomotor:</b></p> <ol style="list-style-type: none"> <li>Snail, Snail - play singing game.</li> <li>Sam the Robot Man - create robot movements.</li> </ol>	<p><b>Listen</b></p> <p><b>Listening Kit 1:</b></p> <ol style="list-style-type: none"> <li>Sounds Around Us</li> <li>What Keeps a Beat?</li> <li>High and Low Sounds</li> </ol> <p><b>So-me Storybook Series:</b></p> <ol style="list-style-type: none"> <li>So-me Goes Missing - sounds around us.</li> </ol>																								
<p><b>Interactive Activities</b></p> <p><b>Games/Tools/Units:</b></p> <p>Beat or No Beat Theory Unit - Staff Lesson 1</p> <p><b>Song List:</b></p> <ol style="list-style-type: none"> <li>Mountaintop Monster - Types of Voices</li> <li>Snail, Snail - Beat/Rhythm (7 activities), Solfa/Note Challenge, Melodic Contour, Tone Ladder</li> </ol>	<p><b>Create and Play</b></p> <ol style="list-style-type: none"> <li>Little Red Wagon - create effects.</li> <li>Snail, Snail - teach Orff arrangement, create B section with word rhythms.</li> <li>Sam the Robot Man - create effects.</li> </ol>																								
<p><b>Read/Write - Printables</b></p> <ol style="list-style-type: none"> <li>Dooby Dooby Dooby Doo - Class Book</li> <li>Mountaintop Monster - Is it High or Low?, Voices Posters</li> <li>Little Red Wagon - Class Book, Reproducible Storybook</li> <li>Snail, Snail - 16 Beat Chart, Beat/Rhythm Card, Beat/Rhythm Worksheets, Solfa Worksheet</li> <li>Sam the Robot Man - Reproducible Storybook</li> <li>The Music Time Is Over - Posture Chant Poster</li> </ol>	<p><b>Assess</b></p> <ol style="list-style-type: none"> <li>Snail, Snail - keep a beat.</li> <li>Sam the Robot Man - keep a beat.</li> </ol>																								
<p><b>Other Lesson Options</b></p>																									
<p><b>Tip from a Musicplay Teacher:</b></p> <p>Start the year with songs like Dooby Doo that use a lot of movement. If children are shy, a movement activity where everyone copies your actions will encourage participation and encourage the student to watch you. Use the demo video until you know the actions, then just use the sound from the video (turn screen off) so kids focus on you - not the screen!</p>																									

Musicplay Grade 1 ©2021 Themes & Variations









# LEARNING MODULES

WEEKLY LESSONS

# LEARNING MODULES

- Organized by grade level (Pre-K to Middle School) plus special thematic lessons.
- Provide a full curriculum and weekly lesson plans.
- Each module includes a 45–60 minute weekly lesson aligned with a typical school year.
- Each lesson contains:
  - Brief activity description
  - Suggestions for extra activities
  - Lesson objectives
  - Teacher's lesson guide
  - MPO resources for each activity
- Includes "How to Use MPO" orientation videos.
- Sort modules by grade or theme using the sub-categories on the left menu.
- Tutorial video: [Watch here](#)

EN	<input type="radio"/> Christmas Boomwhacker Selections	-	Any, Any Week	
EN	<input checked="" type="radio"/> Grade 1 Back To School – Lesson 2	Grade 1	August, Any Week	
EN	<input checked="" type="radio"/> Grade 1 Back To School – Lesson 5	Grade 1	August, Any Week	
EN	<input checked="" type="radio"/> Grade 2 Back To School – Lesson 1	Grade 2	August, Any Week	
EN	<input checked="" type="radio"/> Grade 2 Back To School – Lesson 2	Grade 2	August, Any Week	
EN	<input checked="" type="radio"/> Grade 2 Back To School – Lesson 3	Grade 2	August, Any Week	

# CUSTOMIZE LEARNING MODULES

- Select “More Actions”, then “Clone”
- This will copy the module into your “My Lists”
- From here, you can edit and add additional links you want to include in your lesson.
- There is also an “Editable Lesson Guide” you can download and write in your own changes.

REMEMBER - Musicplay is a menu. The teacher is not expected to teach every song or activity. Choose the songs and activities from the list that will best fit your schedule and the needs of your students.



# MY LISTS

CUSTOMIZABLE LESSON PLANS

# MY LISTS

- My Lists lets you save and organize content from MusicplayOnline.
- Use the Add to My Lists button on eligible content to save it.
- Organize saved items into folders within My Lists.
- Can copy learning modules into My Lists to customize.
- Add links outside of Musicplay into your lessons.
- Add key words to make your lists searchable.

The screenshot shows the MusicPlay Online interface for managing lists. At the top, there is a search bar with the text "e.g. 'Grade 4 Learning Modules'" and a "Search" button. Below the search bar, there are filters for "All Languages" and "Content Type: List". The main content area displays a table of lists with the following columns: Privacy, Title, Created On, and Actions. The table lists several November Week 5 modules for different grade levels, from Pre-K to Grade 4. A sidebar on the left shows a "Folders" section with "November Week 5 Modules" and "Substitute Lessons".

Privacy	Title	Created On	Actions
<input type="checkbox"/>	Grade 4 November Week 5	Aug 7th, 2025	
<input type="checkbox"/>	Grade 3 November Week 5	Jul 30th, 2025	
<input type="checkbox"/>	Grade 2 November Week 5	Jul 28th, 2025	
<input type="checkbox"/>	Grade 1 November Week 5 Module	Jul 25th, 2025	
<input type="checkbox"/>	Kindergarten November Week 5 Module	Jul 24th, 2025	
<input type="checkbox"/>	Pre-K November Week 5 Module	Jul 23rd, 2025	

# MY LISTS

Let's build a "My List" together!

- Concept Focus: 4 beamed sixteenth notes (tika-tika)
- We want to be able to share our list with another teacher
- We will use the search tool to find appropriate song choices.
- We will include some extra practice ideas.
- We need to create a folder, and organize this lesson to the folder.













# UNITS SECTION

ENHANCE YOUR LESSONS

# UNITS SECTION

- Units group activities and resources by theme or topic.
- Displayed alphabetically on the Units home page.
- Search by sub-category (left menu) or by keyword (search bar at top).
- Each unit shows its language, sub-category, and content creator.
- Some unit elements may also appear in Learning Modules, but full units are grouped here.
- Tutorial video: [Watch here](#)

	Unit Category
	<input type="checkbox"/> Dance & Move
	<input type="checkbox"/> Festivals & Holidays
	<input type="checkbox"/> Listening Units
	<input type="checkbox"/> Instruments
	<input type="checkbox"/> Programs & Musicals
	<input type="checkbox"/> Theory
	<input type="checkbox"/> Games & Centers
	<input type="checkbox"/> Our Musical World
	<input type="checkbox"/> Orff
	<input type="checkbox"/> Literacy
	<input type="checkbox"/> Careers in Music

EN	A Place in the Choir	-	
EN	Advent	Festivals & Holidays	
EN	Alphabet Songs and Activities	Literacy	
EN	American Song: A Patriotic Celebration	Programs & Musicals	
EN	Armenia	Our Musical World	
EN	Articulation	Theory	
EN	Australia	Our Musical World	
EN	Austria	Our Musical World	

# UNITS SECTION

- Use the Unit Section to enhance and add more to lesson modules.
- Units offer extra activities, printables, and games that let you reinforce concepts, explore themes, and adapt lessons to fit the needs of your students.
- These options make it easy to be culturally responsive, offering a wide variety of resources so students can see themselves reflected in the music classroom.
- Units to Highlight:
  - Back to School
  - Exploring Popular Genres
  - Our Musical World



# TEACHING TIPS

TRANSITIONS AND PACING

# ENTER AND EXIT TIPS:

- Teach pathways to music spots and around the room—make it silly and fun.
- Model wrong ways first for laughs, then show the correct way.
- Use visual cues (tape, Velcro, or dots) to mark line-up spots and prevent crowding.
- Dismiss students in small groups (by color, row, or one by one) for calmer exits.
- Add variety with movement themes (Space Walk, Robot Walk, Tiptoe).
- Incorporate drumming or instruments to keep students engaged and focused.



# TRANSITIONS BETWEEN ACTIVITIES

- Give directions musically (e.g., teach instrument rule with body percussion: “If you play before I say, I’ll take your instrument away”). Vary dynamics and tempos.
- Use clapping, stepping, or body percussion to show rhythm to a song while changing activities.
- Sing the next song as students move; have them listen for a specific detail (e.g., in Bee Bee Bumblebee: “What does the bee sting?”).
- Move to the melodic contour of a song, returning to spots by the end.

## Make Me a Circle

Make me a circle!  
Make me a circle!  
Make me a circle  
While I count the beat!

1 - 2 - 3 - 4 - 5 - 6 - 7 - 8 - 9 - 10

[www.musicplay.ca](http://www.musicplay.ca)



# PACING

- Better to keep activities short.
- Consider student attention span.
- Movement activities between seated activities.
- Talk less - do more!
- Movement breaks are needed.
  - Have some energizer activities that you can do when you see they are restless.
  - Check out these Movement Fun Favourites on Musicplay Online:
    - MOVEMENT FUN FAVOURITES

# ATTENTION GRABBERS

- Body Percussion Echoes
- Shhh... Rhythm Pattern
- If you can hear me... (Say a movement)
- Turn Off the Lights
- Boom-snap-clap:

Teacher: Boom-snap-clap, boom-boom-snap-clap-snap

Class echoes: Boom-snap-clap, boom-boom-snap-shh



# WHAT TO INCLUDE IN DAILY PLANS

- Singing
- Music Listening
- Movement
- Music Literacy (reading/writing)
- Playing Instruments
- Create and/or Play
- Assess/Reflect

# TEACHER SUPPORT

## Website Support:

- [support@musicplay.ca](mailto:support@musicplay.ca)




## Pedagogical Support:

- [stacy@musicplay.ca](mailto:stacy@musicplay.ca)

# QUESTIONS

- **Wednesday Webinars**
- **Musicplay Newsletter**
- **Musicplay Teachers**
- **Facebook**
- **Musicplay YouTube**
- **Musicplay Instagram**



**Email: [stacy@musicplay.ca](mailto:stacy@musicplay.ca)**  
**Instagram: [@stacymusicplay](https://www.instagram.com/stacymusicplay)**

