



MusicPlayOnline

Wednesday Webinar

October 9th
4.30pm UK GMT
Led by Ruth McCartney

Finding the Singing Voice & Using Solfa in Individual Lessons

Website <https://primarymusic.consulting>

Facebook <https://www.facebook.com/musiceducationYork> Twitter @RuthieMcC19

The more fun action songs and singing games that children sing in unison the more comfortable they will be using their voices. I include action songs within lessons and choir rehearsals to help encourage students to sing together.



Oh, My Aunt Came Back

Traditional

Oh, my aunt came back (Oh, my aunt came back) from

Tim - buk - tu (from Tim - buk - tu) And

brought with her (And brought with her) a

wood - en shoe (a wood - en shoe). Oh, my

©2015 Thomas & Dorothy McPherson. All rights reserved. This work is in the public domain in the United States of America.

Each song comes with teaching ideas, teaching notes, videos of the songs being modelled with 'real children', accompaniments, lyrics, lyrics with notation, all of which are so helpful for both generalist teachers and experienced music teachers.

In 4 Learning Modules

[Search](#) [Dashboard](#)

BT. Oh, my Aunt Came Back

Concept(s):

Time Signature(s):

[Extra Details +](#)

Audio Tracks

Accompaniment

[▶](#) [⏮](#) [⏭](#) [⏸](#) [⏪](#) [⏩](#) [⏹](#)

Videos

\$! Oh, My Aunt Came Back
Notation

\$! Oh, My Aunt Came Back
Lyrics

\$! Oh, My Aunt Came Back
Kids Demo

Supporting Resources

Projectables / Concept Slides

[Notation](#) [One Slide Lyrics](#) [Lyrics](#) [Creating](#)

Arrangements

[Piano in F Major](#) [Piano in F# Major](#) [Ukulele C/Guitar](#) [Ukulele D](#)

[Lyrics](#)

Interactives

No interactives available

Printables

[Illustrated Mini-Book](#) [Ask Me](#) [Text Only Mini-Book](#)

Teacher Tools

Use this song to introduce or review: **call and response**. This song can be used as an opportunity to discuss different places around the world.

[Song Activities](#) [Walk at a Glance](#) [Grade 2 Lesson 1](#) [Compile Unit](#)



Development:
Create new verses in groups following the same structure and rhyming pattern, let the group perform their verse in turn teaching their verse to the whole class

Finding the Singing Voice Webinar Objectives

To share ways of encouraging students to find their singing voice

To explore and improve pitch both in the classroom and with individual singers

To use Kodaly influenced musicianship particularly with pitch based activities



Learning using Kodaly Methodology

'The educational work of Zoltán Kodály was driven by his belief that "music belongs to everybody". His ideas evolved into a philosophy of music education based on the way that children learn most naturally: through singing games, fun and play as part of a sequential and progressive approach to teaching music.' BKA website

Kodaly methodology utilizes three main steps: **preparation, presentation, and practice**

Preparation - learning to sing the songs & play the singing games, subconsciously learning the songs and material which are the teaching tools.

Presentation - using the song as the tool to learn about the pulse, rhythm, phrase or pitch within the song

Practice - exploring & developing musical concepts through the song eg. changing the pitch, dynamic or tempo, singing in canon, adding an ostinato



Finding the Singing Voice



Zoltan Kodaly said,

“Teach music and singing at school in such a way that it is not a torture but a joy for the pupil. Instill a thirst for finer music in them, a thirst which will last for a lifetime.”



Michael Stocks of the Voices Foundation said,

“A child with an undiscovered voice is a deprived child, restricted in his or her music making and destined to feel musically demoralised.”

Watching the videos of children modeling action songs encourages more confident unison singing.

Hot Cross Buns introduces the note pattern of d-r-m

Wallflowers



If you have a song with actions that you feel are a bit 'young' or 'not cool enough' for the age of the group create more complex actions or rhythmic hand clapping patterns so the children still have fun while getting to know the melody. This will help with vocal confidence & working with solfa later.

Finding the Singing Voice

So how can we transform an under confident singer who has not yet found their singing voice help them become a more confident, tuneful singer?

I have found there are several stages between a child's awareness of their voice, their singing voice and being able to sing accurately at pitch.

Identify and explore what pitch actually means by exploring vocal timbre

Identify what a singing voice is

Achieve a good overall **class/group unison singing sound**

Achieve a good unison 'at pitch' singing sound from the **whole class**

Achieve a good unison 'at pitch' singing sound from **half the class**

Achieve a good unison 'at pitch' singing sound from a **smaller group**

Work to achieve a good unison 'at pitch' **individual** singing sound

Using songs as tools which are pitch appropriate to the age (generally)

There are so many songs and singing games on MPO with a limited number of pitches. Remember it's not how complex or simple the song is, it's how you use the material to teach all of the musicianship.

Identifying the singing voice

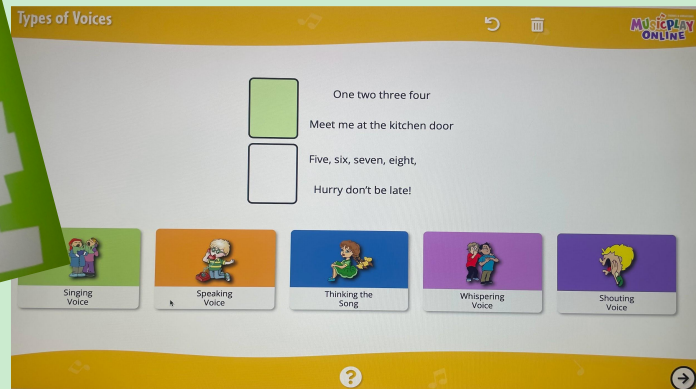
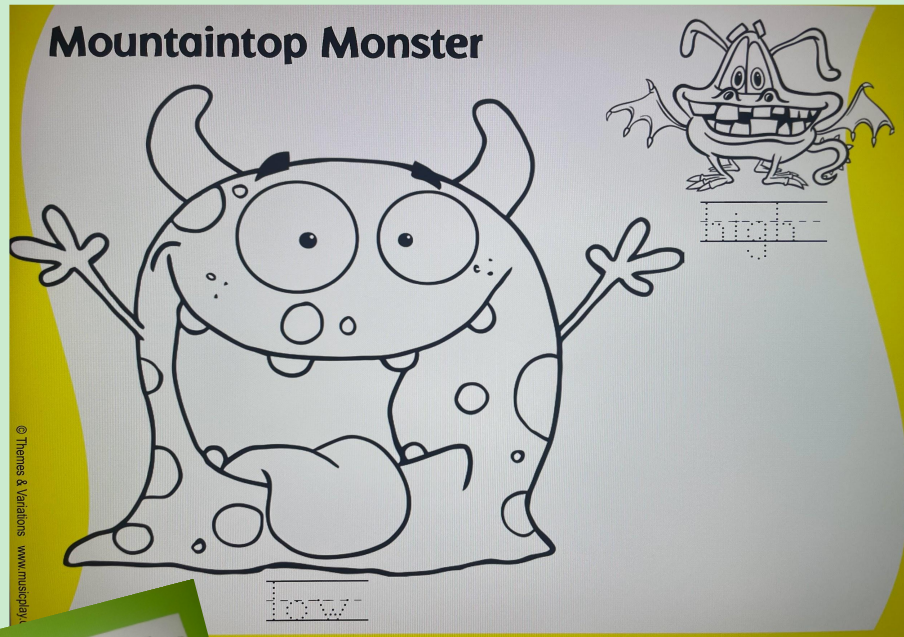
Mountain Top Monster

Loud Voice - Quiet voice

Other related activities

Types of Voices are explained

aurally & visually 1 2 3 4



Identifying the singing voice

Soh Me stories

BoBo

High & Low

Name: _____ Class: _____

Is it High or Low?

1		high		low
2		high		low
3		high		low
4		high		low
5		high		low

© 2013 EFL Media and Creative Education Ltd. All rights reserved. No part of this publication may be reproduced, stored in a retrieval system, or transmitted in any form or by any means, electronic, mechanical, photocopying, recording, or by any information storage or retrieval system, without prior permission in writing from the publisher.



Finding the Singing Voice

So how can we transform an under confident singer who has not yet found their singing voice help them become a more confident, tuneful singer?

I have found there are several stages between a child's awareness of their voice, their singing voice and being able to sing accurately at pitch.

Identify and explore what **pitch** actually means by exploring the voice

Identify what a **singing voice** is

Achieve a good overall class/group unison singing sound

Achieve a good unison 'at pitch' singing sound from the **whole class**

Achieve a good unison 'at pitch' singing sound from **half the class**

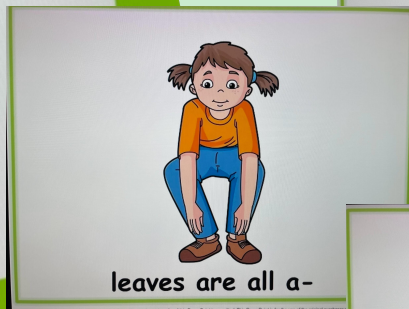

Achieve a good unison 'at pitch' singing sound from a **smaller group**

Work to achieve a good unison 'at pitch' **individual** singing sound

Using songs as tools which are pitch appropriate to the age (generally)

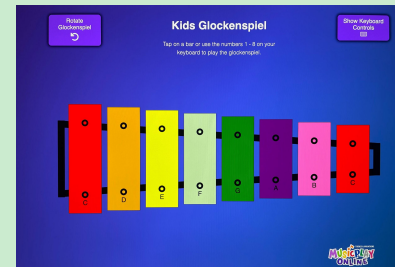

There are so many songs and singing games on MPO with a limited number of pitches. Remember it's not how complex or simple the song is, it's how you use the material to teach all of the musicianship.

Autumn Leaves - teaching pitch direction



Kids Glockenspiel

Tap on a bar or use the numbers 1 - 8 on your keyboard to play the glockenspiel.



Reinforcing Pitch in different ways


Reinforcing Pitch and intervals

BoBo
Echo patterns
Echo patterns with an accompaniment
Echo patterns in different keys
Poison Melody games
Reading notation and singing
Pitch Dictation
See & hear the starting note then
identify the following pattern
Melody Hunt



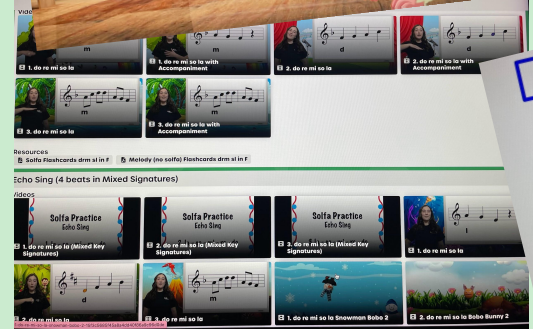

Solfa Reading Assessment

To the Teacher:
36 patterns are given in this set of assessments. Each student in your class will sing one pattern.
If you are using this for assessment, have your students sit in class list order and each student, in turn, will perform one solfa pattern. You will hear "ready go" at the starting pitch before the student performs the given solfa reading individually. It is a very quick way to practice or assess solfa reading in your class.



Poison Melody

How to play: Echo every pattern that you hear except for the "Poison Pattern."
The "Poison Pattern" is:



New Shoes

Draw in any missing notes.



New shoes, new shoes, red and brown and black shoes,
Tell me what would you choose if you could buy,
I have the cow-boy boot, I have the run-ning shoe,
I have the slip - per.

56. New Shoes



New Shoes
Note Name Challenge



1 2 3 4 5 6 7 8 9 10

A B C# D' E'

56. New Shoes

Traditional Rhyme, arr. D. Goggin

New shoes, new shoes, red and brown and black shoes.
Tell me what would you choose if
you could buy? I have the cow-boy boot.
I have the run-ning shoe. I have the slip - per.

Music Activity

56. New Shoes

Name: _____
Grade: _____

To do: Name the solfa notes in New Shoes.



To do: Write the rhythm that matches the shoe.



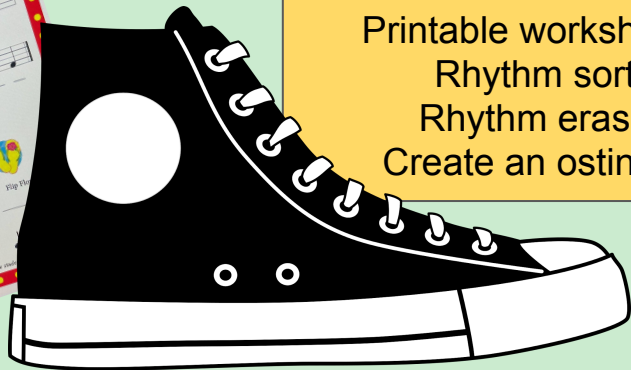
Cowboy boot Sneakers Rubber Boots Flip Flops

© 2017 The Music Teacher. All rights reserved. This activity is for the classroom only.



NEW SHOES

Game demo
Song with notation
Song with lyrics
Interactive notation
challenges of real notes
& solfa
Printable worksheets
Rhythm sort
Rhythm erase
Create an ostinato

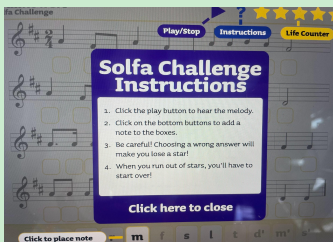

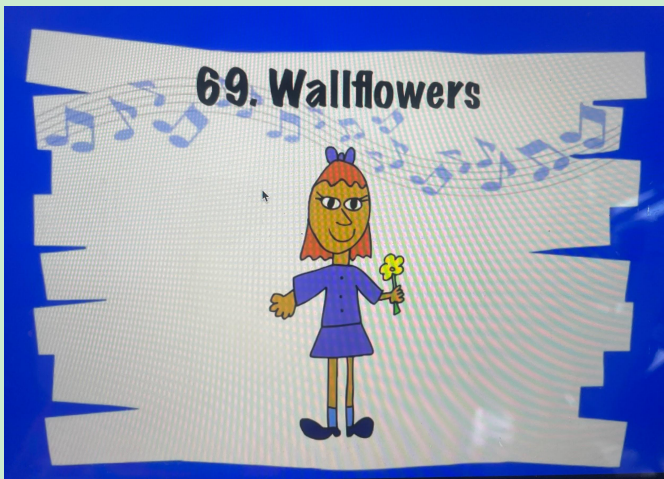


New Shoes
Solfa Challenge





s, l, d r m f s l t d' m' s'

Wallflowers

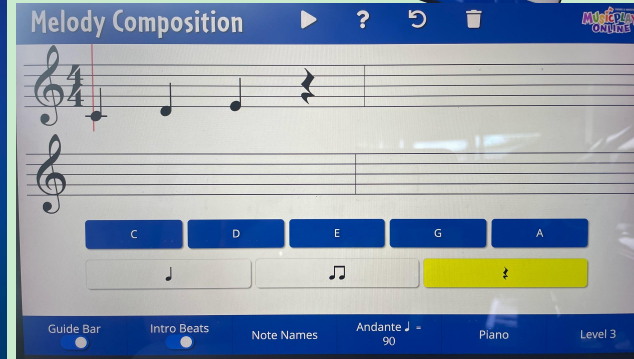
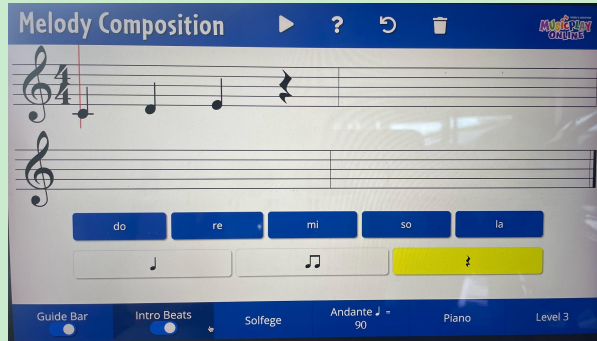

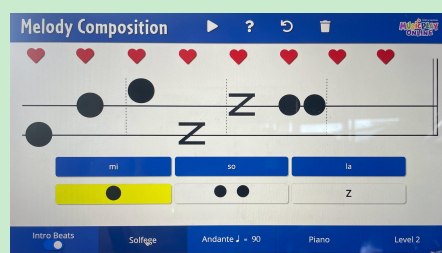


Wallflowers

Piano accomp.
Orff arrangement
Children demo
Complex games
Solfa challenge
Note name
challenge
Tone ladder



Tool box for composition



How can MPO's pitch based songs help my individual singers?

Apple Tree

Learn the song
Sing showing the pitch with
large gesture
Identify the solfa
Sing in Solfa
Solfa Challenge
Tool box to notate it and
Check the notation

Canoe Song

Learn the song
Echo tap
Speak rhythm in time names
Identify the syncopation
Sing & show the pitch with large gesture
Identify the solfa
Sing in Solfa
Solfa Challenge
Tool box to notate it and
Check the notation

Finding the Singing Voice & Using a Kodaly influenced methodology to teach pitch

Identify and explore what **pitch** actually is

Identify what a **singing voice** is

Achieve a good overall **class unison singing sound**

Achieve a good unison 'at pitch' singing sound from the **whole class**

Achieve a good unison 'at pitch' singing sound from **half the class**

Achieve a good unison 'at pitch' singing sound from a **smaller group**

Achieve a good unison 'at pitch' **individual** singing sound

Progressive material and intervals

Start simply and explore the musicianship of each song & singing game

Play, practice and use in a new musical situation

Move on to more complex material confidently

Use songs which
are pitch
appropriate to the
age (generally)

There are so many
songs and singing
games to choose
from in MPO with a
limited number of
pitches range.