



# END-OF-YEAR MUSIC TEACHER SURVIVAL GUIDE:

ENGAGING ACTIVITIES TO FINISH THE YEAR STRONG

Katie Grace Miller & Stacy Werner



# OUTDOOR GAMES AND FUN!


- Singing Games
- Skipping Songs
- Music Staff Games




# CHARLIE OVER THE OCEAN

## Charlie Over the Ocean

Traditional



Char - lie o - ver the o - cean. (Char - lie o - ver the o - cean.)



Char - lie o - ver the sea. (Char - lie o - ver the sea.)



Char - lie caught a black - bird. (Char - lie caught a black - bird.)



Can't catch me. (Can't catch me.)

©2024 Themes & Variations No copying or transfer of this presentation is permitted. This presentation is for the use of the original purchaser only.



### Game Directions:

- Choose one student to be Charlie (the leader). Charlie walks around the outside while leading the song, and the class echoes the bracketed parts.
- At the end, Charlie taps a student. That student tries to tag (not tackle!) Charlie before Charlie reaches the open spot.
- **Variation:** Make up new verses about what Charlie "caught" (e.g., a cold, a kitten).

# CUT THE CAKE



# OUR OLD SOW



## Teacher Tips:

- Teach song in class, use pylon to mark our lines, practice the rotation piece first.
- When outside, use pylons to mark lines and playing area.

# SKIPPING SONGS

## Apples, Peaches, Pears and Plums



## Lemon Drop



**Teacher Tips:** Teach songs and poems in the classroom before going outside. Many students need extra practice with skipping, so consider collaborating with your PE teacher. Use skipping songs to review chants learned during the year, and note that older students often enjoy number challenges.


# STAFF RELAY:

- Plates with the following notes:  
A, B, C, D, E(2), F(2), G
- Make a starting line.
- Hand out all the plates.
- Start the relay!





# STAFF JUMP:

- 5 Lines
  - Indoors – Painters Tape
  - Outdoors – Sidewalk Chalk
- Start with just lines and spaces.
- Line notes.
- Space notes.
- All line and space notes.



# CENTERS




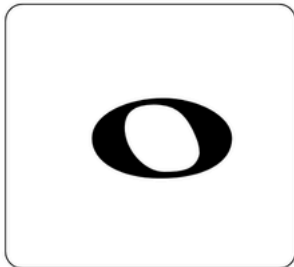

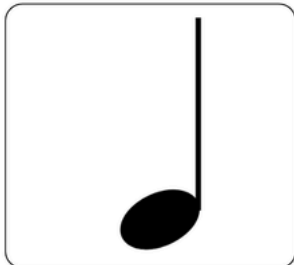


# MUSIC BUMP







**MUSIC BUMP!**  
Level Two

5	3	8
4	2	
6	7	5
2	3	







**MUSIC BUMP!**  
Level One







**MUSIC BUMP!**  
Cheat Sheet

-  = 1 Beat
-  = 1 Beat
-  = 1 Beat
-  = 2 Beats
-  = 3 Beats
-  = 4 Beats







**MUSIC BUMP!**  
Cheat Sheet

-  = 1 Beat
-  = 1 Beat
-  = 1 Beat
-  = 2 Beats
-  = 3 Beats
-  = 4 Beats

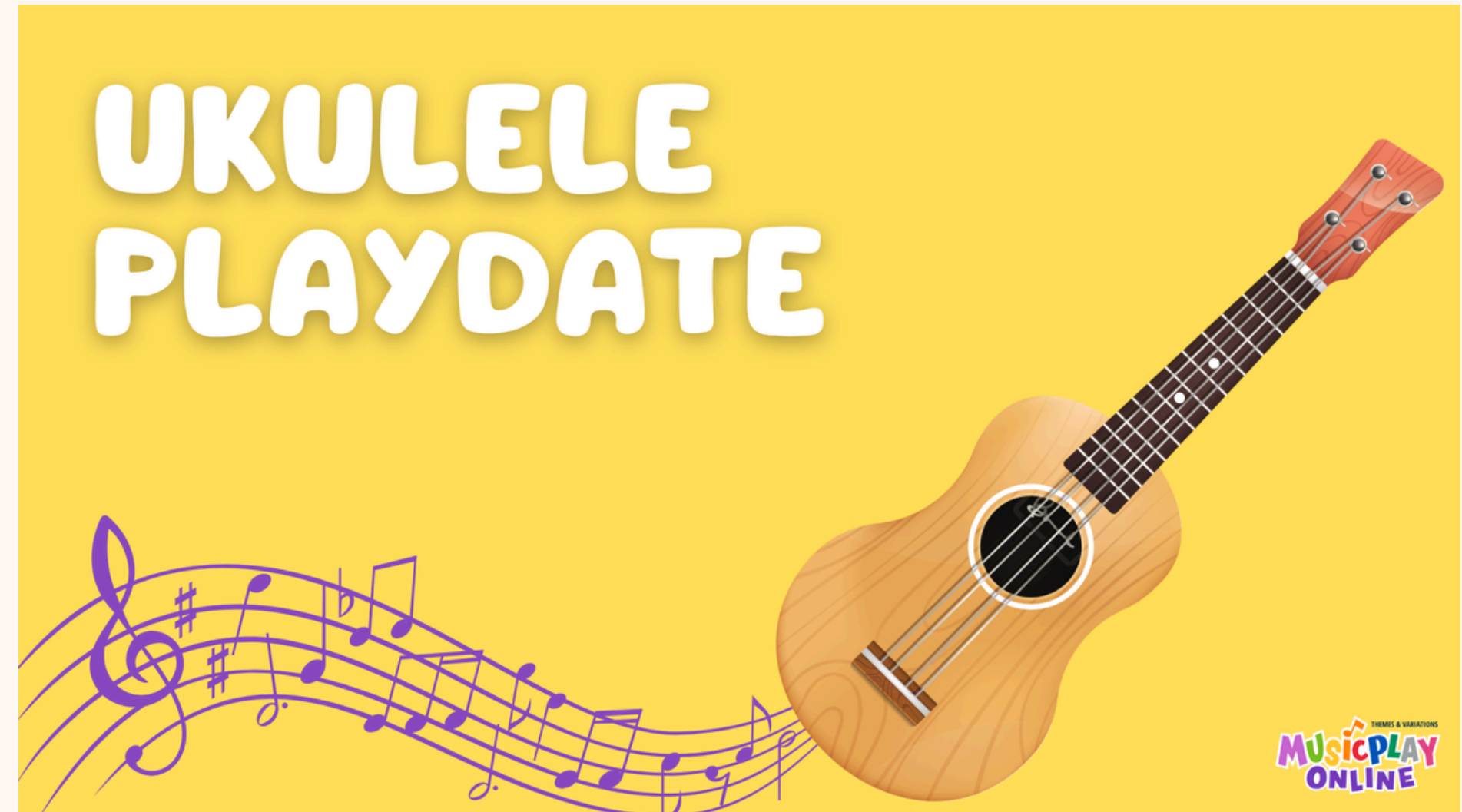
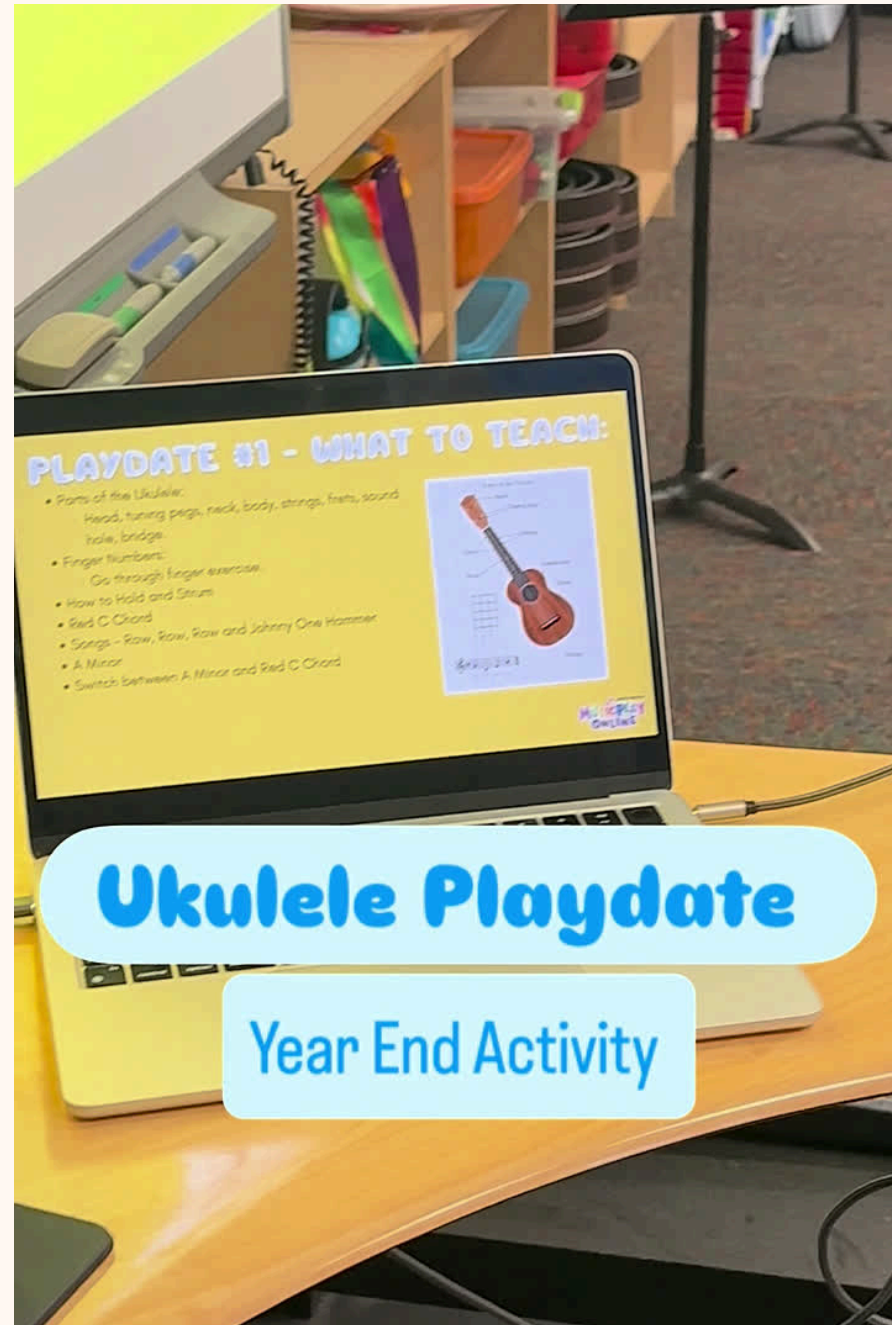
**MUSIC BUMP!**  
Cheat Sheet

-  = 1 Beat
-  = 1 Beat
-  = 1 Beat
-  = 2 Beats
-  = 3 Beats
-  = 4 Beats

**MUSIC BUMP!**  
Cheat Sheet

-  = 1 Beat
-  = 1 Beat
-  = 1 Beat
-  = 2 Beats
-  = 3 Beats
-  = 4 Beats

# UKULELE PLAYDATE



# GETTING ORGANIZED...

- Let your school community know EARLY that you are planning this opportunity.
- Pair up upper grade classes with lower grade classes.
- Arrange a schedule where the extra class will join in.
  - I try to plan it so I am able to give each classroom teacher an extra prep period that week!
- Decide how students will pair up.
  - Since I have seating charts, I have students pair up with whoever has the same circle spot.

# PLAYDATE #1 - AGENDA

- Introductions
- Play and Sing Along
  - Row, Row, Row Your Boat
  - Johnny One Hammer
- Play a Pop Song for Younger Students
- Teaching
- Younger students play “Johnny One Hammer”
- Play Together – “Ho Hey” (Find on my playlist)




# PLAYDATE #1 - INTRODUCTIONS:

- Get to Know Your Partner:
  - What is your name?
  - How old are you?
  - What is your favorite animal?
  - What is your favorite sport?
  - What is your favorite ice cream flavour?
  - What is your favorite color?
  - Have you played ukulele before?



# PLAYDATE #1 - WHAT TO TEACH:

- Parts of the Ukulele:
  - Head, tuning pegs, neck, body, strings, frets, sound hole, bridge.
- Finger Numbers:
  - Go through finger exercise.
- How to Hold and Strum
- Red C Chord
- Songs – Row, Row, Row and Johnny One Hammer
- A Minor
- Switch between A Minor and Red C Chord



# PLAYDATE #2 - AGENDA

- Introductions and More Questions
- Play and Sing Along
  - Oh My Aunt Came Back
- Play a Pop Song for Younger Students
- Teaching
- Younger students play "Roar" (Find on my playlist)
- Play a music game.



# PLAYDATE #2 - INTRODUCTIONS:

- Get to Know Your Partner:
  - What is your name?
  - Do you have brothers or sisters?
  - What is your favorite thing to do after school?
  - Do you have any plans for the summer?

# PLAYDATE #2 - WHAT TO REVIEW

- Parts of the Ukulele:
  - Head, tuning pegs, neck, body, strings, frets, sound hole, bridge.
- Finger Numbers:
  - Go through finger exercise.
- How to Hold and Strum
- Red C Chord
- A Minor
- Switch between A Minor and Red C Chord
- Green F Chord – Can you switch between all the chords?



# OTHER IDEAS...

- Karaoke – Have a sign-up sheet for songs (or use Google Forms), check if songs are appropriate, make a playlist!  
Set up a microphone and lights!
- Name that Tune – Disney Edition, John Williams Edition
- Choice Day – Make a class list of your favourite games/activities in music class.



**Name that Tune**  
Disney Edition

Below list the movie you think each song is from. The song will be from one of the movies listed below.

- \_\_\_\_\_
- \_\_\_\_\_
- \_\_\_\_\_
- \_\_\_\_\_
- \_\_\_\_\_
- \_\_\_\_\_
- \_\_\_\_\_
- \_\_\_\_\_
- \_\_\_\_\_

Moana	Toy Story	Cinderella
Pinocchio	Frozen	The Little Mermaid
Aladdin	Snow White	Lion King

**Name that Tune**  
John Williams Edition

Below list the movie you think each song is from. The song will be from one of the movies listed below.

- \_\_\_\_\_
- \_\_\_\_\_
- \_\_\_\_\_
- \_\_\_\_\_
- \_\_\_\_\_
- \_\_\_\_\_
- \_\_\_\_\_
- \_\_\_\_\_
- \_\_\_\_\_

Harry Potter	E.T.	Indiana Jones
Jaws	Star Wars (old)	Superman
Jurassic Park	Home Alone	Star Wars (new)

# SUMMER SYMPOSIUM 2026

## Sing! Dance! Play!

OFFICIAL SPONSORS:



John Jacobson   Stacy Werner   Katie Grace Miller   Susan Brumfield   Tyler Swick   James Allen

Ruth McCartney   Serge Gingras   Eduardo Mendoza   Manju Durairaj   Susie Davies-Splitter

WASHINGTON, D.C. **FREE** (only 200 spots available)  
JULY 10 - 12, 2026

LIVESTREAM **\$100**  
JULY 10 - 12, 2026



## Sing! Dance! Play! 2026

15+ hours of professional development

**Livestream \$100:**

- Digital handout booklet
- Printable certificate of participation for professional development purposes
- Access to the recorded symposium until August 1st, 2027
- A 25% discount code to the Musicplay store

**In-Person FREE - only 200 spots available:**

- Digital handout booklet
- Printed certificate of participation for professional development purposes
- Extra social events included (Friday and Saturday evenings)
- Event T-shirt
- Recorded access available to purchase onsite.
- On site booth hosted by 



Register at [workshops.musicplay.ca/sing-dance-play](https://workshops.musicplay.ca/sing-dance-play)



[Registration Link](https://workshops.musicplay.ca/sing-dance-play)

# DENISE GAGNE MEMORIAL SOCIETY



**Classroom Materials Grant**  
Now accepting applications!



Denise Gagné  
Memorial Society



 [denisegagne.memorialsociety](https://www.instagram.com/denisegagne.memorialsociety)

 [contact@denisegagne.com](mailto:contact@denisegagne.com)

 <https://denisegagne.com/>

 [contact@denisegagne.com](mailto:contact@denisegagne.com)

THEMES & VARIATIONS  
**MUSICPLAY**  
ONLINE

# CONNECT WITH ME...



<https://blog.musicplay.ca/>



**stacymusicplay**



**stacy@musicplay.ca**



<https://stacymusicplay.ca/>



**stacymusicplay**



**stacy@musicplay.ca**