

DISCOVERING THE ORCHESTRA

Learning Tools and Tips from Musicplay Online

Stacy Werner – stacy@musicplay.ca



[Link to Slides](#)

What We Will Learn...

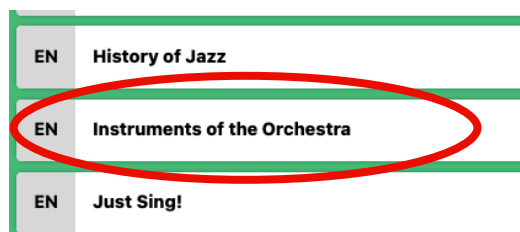
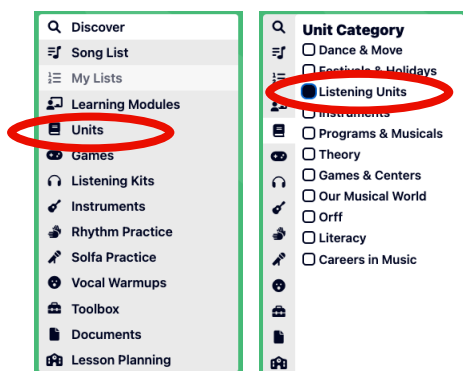
- Learn to find and use orchestra-related resources on Musicplay Online.
- Use engaging games and activities to teach orchestra instruments.
- Create projects and use strategies that spark student interest and excitement about learning orchestral instruments.
- Discover simple tools to assess student understanding of orchestra lessons.

Building Vocabulary and Making Connections

- Connect to Prior Knowledge – Use resources such as the listening kits, Carnival of the Animals, and Peter and the Wolf to learn about instruments in the primary grades.
- Share videos from YouTube with familiar music:
 - [Imperial March – Star Wars](#)
 - [Pirates of the Caribbean](#)
 - [Symphony No. 5, First Movement](#)
- Instruments of the Orchestra Word Scramble and Matching Game. (NEW on Musicplay Online)
 - Can go through slides as a class and/or print out the cards for small group game/centre activity.
- Orchestra Brainstorm – Use chart paper or whiteboard to list out vocabulary students already know about the orchestra. You can do this as a class or in small groups.
 - Active Engagement: Students actively participate, which helps them better understand and remember new words.
 - Peer Learning: Sharing ideas with classmates exposes students to a wider range of vocabulary and meanings.
 - Contextual Understanding: Brainstorming helps students see how words are used in different contexts, making them more likely to use them correctly.



Instruments of the Orchestra Unit – Where to Find on Musicplay Online



1. Units Section
2. Listening Units
3. Instruments of the Orchestra

Let's Explore the Unit...

- Interactive slideshows for an introduction to the orchestra and each orchestra family.
- Worksheets at a variety of reading levels, organized to include all of the orchestra or just one family.
- Links to classical listening examples for each instrument family. (Listening Kits)
- Audio example for each instrument family.
- Instrument demo videos.

Active Music Listening

- String Family Listening Example: "Spring – 1st Movement" (Four Seasons) – Vivaldi
 - #25 – [Listening Kit 2](#)
 - Try with ribbons or scarves.
 - Try with stretchy band
- Brass Family Listening Example: Favorite Rag – Scott Joplin
 - #15 – [Listening Kit 5](#)
 - Cup song routine – easy or challenging
 - Listening Log
 - Animated Playalong
- Woodwinds Family Listening Example: Scherzo from Quintet for Piano and Winds, Op. 8 – Andre Caplet
 - #21 – [Listening Kit 2](#)
 - Pointing Page Challenge
 - Listening Log
 - Animated Playalong
- Percussion Family Listening Example #1 – Entry of the Gladiators – Julius Fucik
 - #1 – [Listening Kit 3](#)
 - Listening Log
 - Animated Playalong
 - Ribbon Routine
 - Cup Song Routine
- Percussion Family Listening Example #2 – Turkish March – Beethoven
 - #13 – [Listening Kit 3](#)
 - Listening Log
 - Animated Playalong
 - Ribbon Routine



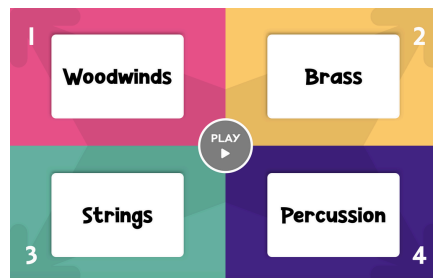
Instruments of the Orchestra – Games and Interactives

What Instrument Do You Hear?



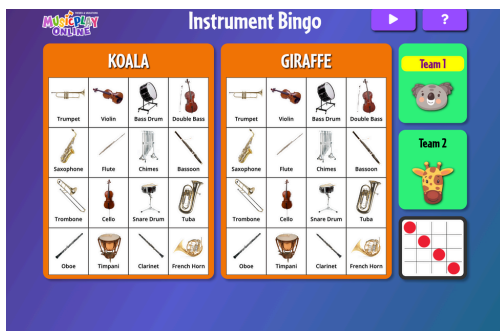
Touch the frog to hear an instrument. Then touch the crown beside the instrument you hear.

Instruments of the Orchestra 4-Corners



- Woodwinds
- Brass
- Strings
- Percussion
- Instrument Families
- All Instruments


Instrument Bingo Interactive or Printable Game boards:



- Play against computer, divide class into two teams or play with a partner.
- Choice of mascot or game type.
- Can also print our gameboards.
- Use the audio from the “Instrument Assessment” interactive to play with game boards.



Instrument Name – Word Rhythms



You can use this interactive to create a B section for the following songs:


- Time to Play – Song #16 Musicplay Grade 2
- I Like to Play the Instruments – Song #52 Musicplay Grade 2

Instrument Flashcards:

- You can find the printable flashcards in the “Instruments of the Orchestra Unit” under “What Instrument Do You Hear?”
- There are three sets of flashcards included in this collection – Instrument Pictures, Instrument Names, and a set with both. Each family of instruments has its own page.
- Organize the flashcards by sorting each set of cards into a plastic baggie.
- You can also print each set on a different color of paper so that it’s easy to organize after any activities are done.

Instrument Matching:

Divide the class into two groups. Give a set of instrument flashcards to one group and a set of instrument name flashcards to the other. Divide the cards amongst the students. Have students match the cards with students from the other group. When they find a match, place the flashcards on the floor and keep going until all matches are found.



Mystery Instrument:

Give one student a flashcard with the instrument and name. Other students then ask questions about the instrument with only yes/no answers. Students continue to ask questions until they correctly identify the instrument. Encourage students to figure out what family the instrument is from, then narrow down what the instrument is based on size and how it is played.

Flute	Oboe
Clarinet	Bassoon
Alto Saxophone	Tenor Saxophone


Memory Game:

This game can be played in two ways.

1. Lay instrument cards face-up for 1 minute. Afterward, flip them over and have students write down as many names as they can remember.
2. Lay two matching sets of flashcards face-down. Players flip over two at a time, keeping them if they match. Play with the class in teams or in smaller groups with their own sets of cards.

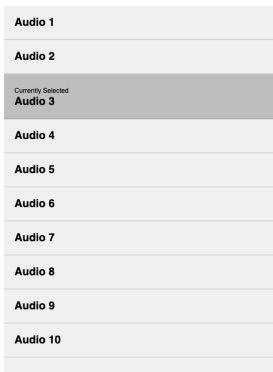
Assessment and Project Idea

Instrument Sort – Interactive and Worksheet Option



Instrument Listening – Interactive Audio and Printable

Instrument Assessment 1



What Instrument Am I? – Research Project and Game

- Option to complete a written project or create a slideshow using technology available at your school.
- After students complete the project, you can use this as a review game.
- Share the projects from one class with other classes and see which class gets the most points!

What to include in your slideshow:

- Cover Slide With Title: What Instrument Am I?
- Hint #1 - What instrument family does your instrument belong to?
- Hint #2 - What is your instrument made of?
- Hint #3 - How do you play your instrument?
- Hint #4: Is your instrument the biggest, smallest, or middle-sized in its family?
- Hint #5 - What is an interesting fact about your instrument?
- Final Slide: Has a picture and the name of your instrument.

Name: _____ Class: _____

What Instrument Am I?

Use the questions to make hints about your instrument.
On the last page, draw and label your instrument.

Hint #1 - What instrument family does your instrument belong to?

Hint #2 - What is your instrument made of?

Hint #3 - How do you play your instrument?

Hint #4: Is your instrument the biggest, smallest, or middle-sized
in its family?

Hint #5 - What is an interesting fact about your instrument?

My Instrument: _____

© 2025 Themes & Variations Inc. For classroom use only. All rights reserved.



© 2025 Themes & Variations Inc. For classroom use only. All rights reserved.



Other Resources:

- Classics for Kids
 - This site offers games, quizzes, and interactive lessons on orchestra instruments, famous composers, and basic music theory, all in a kid-friendly format.
- San Francisco Symphony Orchestra
 - This site offers videos of musicians demonstrating instruments, plus interactive games to explore their sounds and roles.
- Carnegie Hall Orchestra Map
 - Interactive map to listen to instruments or instrument families.
- Contact Your Local Symphony
 - Field Trips, School Visits, Additional Resources, Educational Concerts

Questions?

- Wednesday Webinars
- Musicplay Newsletter
- Musicplay Teachers Facebook
- Musicplay YouTube
- Musicplay Instagram

Scan QR Code for
Links to our Social
Media Platforms and
Newsletters



Register:
<https://workshops.musicplay.ca/courses/sing-dance-play-2025-live-in-st-louis/>

Name: _____ Class: _____

What Instrument Am I?

Use the questions to make hints about your instrument.
On the last page, draw and label your instrument.

Hint #1 - What instrument family does your instrument belong to?

Hint #2 - What is your instrument made of?


Hint #3 - How do you play your instrument?

Hint #4: Is your instrument the biggest, smallest, or middle-sized
in its family?

Hint #5 - What is an interesting fact about your instrument?

My Instrument: _____

PIANO



WOODWINDS

