


BIRDS & BATS AND MORE!

BY ASHLEY REYES






In today's presentation

Teachers will learn Halloween songs and activities!

- Sing & Move!
- Use a variety of classroom instruments, including ones that we may rarely use!
- Use props such as scarves and fans!

3rd



Birds & Bats

Units - Festivals & Holidays - Halloween - Spooky Animal Songs

Listed under 2nd grade songs!

Great for 6/8, minor, seasonal music, performing improvised movement, and playing a chord bordun!

22. Birds and Bats

Concepts(s):
[Beat](#), [Timbre of Voices](#)

Themes(s):
[Animal Songs](#)

More Actions :
Extra Details +

Audio Tracks


Vocal Track

Accompaniment Track


▶ 1:03 / 1:03

🔊 ⋮


Videos



22. Birds and Bats
📺 Notation




22. Birds and Bats
📺 Lyrics




Birds and Bats
📺 Kids Demo

Birds & Bats


Birds & bats fly through the sky
Through the sky, through the sky
Birds & bats fly through the sky
On this October night!



The treats in the bag go clinkety clank,
clinkety clank, clinkety clank.
The treats in the bag go clinkety clank
on this October night.



The silly old skeleton rattles his bones,
rattles his bones, rattles his bones.
The silly old skeleton rattles his bones
on this October night.



Birds & Bats





Start with the song

- Lyric video, then learn by rote

Add props/sound effects

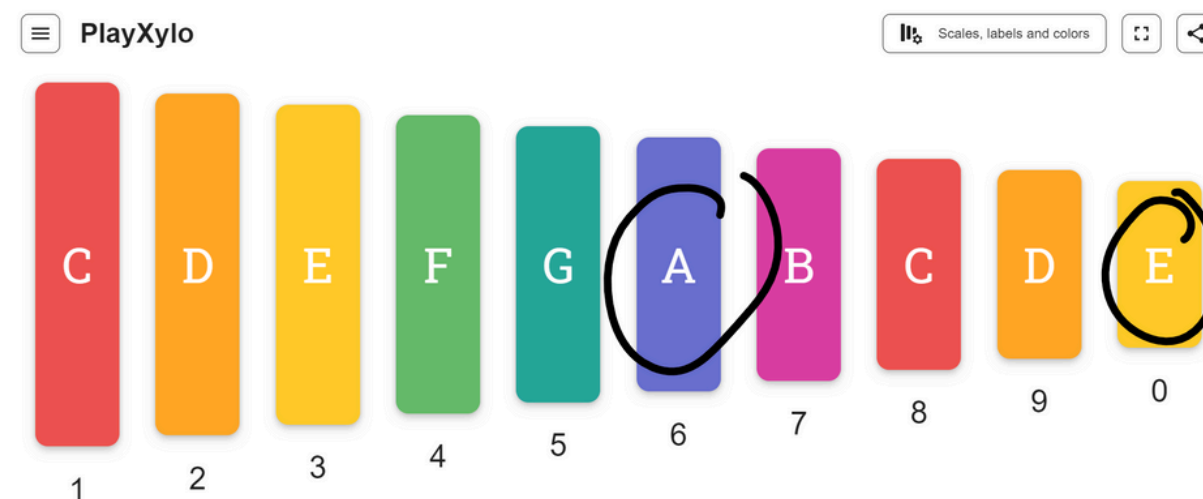
- Veil fans/scarves/ribbons for “fly through the sky”
- Castanets for “clickety clank”
- Vibraslap or claves for “rattle his bones”
- If no supplies, body movement/acting/BP!






Birds & Bats

Next, you can add chord bordun on metallophones & glockenspiels (or xylos)



Then you can have 1/2 the class on movement and sound effects, and the other 1/2 playing barred instruments!



Birds & Bats

Extension!

Rondo? Improv in minor?

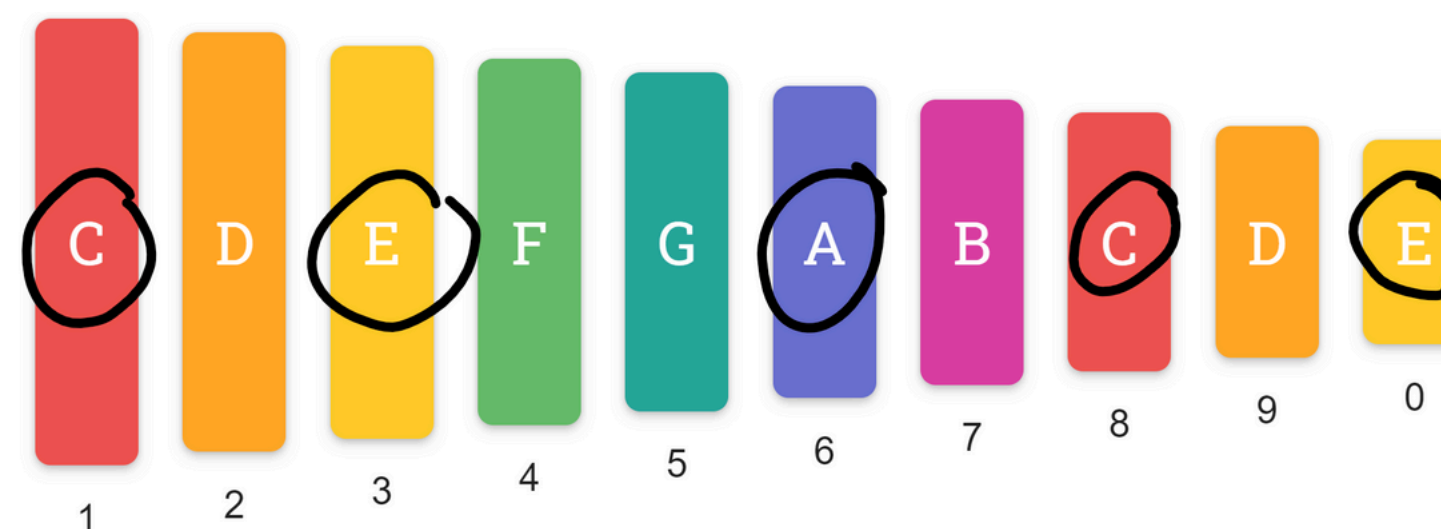
A - Song/performance/chord bordun

B - Improv


A - Song


C - Improv


etc.




Birds & Bats



 Notation

 Lyrics

 Kids Demo

Projectables / Concept Slides

 Notation

 One-Slide Lyrics

 Lyrics

 Major and Minor

 Evaluate Your Performance

 Creating

 Boomwhackers

 Fill in the Missing Note Names

 Orff

Interactives

 How Does Music Make You Feel?

Arrangements

 Piano

 Ukulele C/Guitar

 Boomwhackers

 Orff

 Lyrics

Printables

 Ask Me

 Song Activities

 Week at a Glance

 Grade 2 Lesson 7


 Halloween Unit

 Disponible en français

22. Birds and Bats

minor

D. Gagné



1. Birds and bats fly through the sky, through the sky, through the sky.

2. The treats in the bag go clinkety clank, clinkety clank, clinkety clank. (jingle tap)
The treats in the bag go clinkety clank on this October night.

3. The silly old skeleton rattles his bones, rattles his bones, rattles his bones.
(claves)
The silly old skeleton rattles his bones on this October night.

*Use unpitched percussion to create sound effects for the underlined words.

Creative Ideas: Choose non-pitched percussion instruments to add sound effects to the song. You can use the instruments suggested or choose different ones. Find some found sounds to create the sounds of birds and bats flying through the sky.

Musicplay: Musicplay 2 #22, Musicplay 1 first edition #28

*Note: For first grade students, the teacher could play the bass part and the students could play the non-pitched percussion instruments.


The teacher is permitted to photocopy this activity for student use.

Other Resources

Under supporting resources, if you click on “orff” you’ll find an orff arrangement.

Under song activities you’ll find other ideas for how to use and present this song!

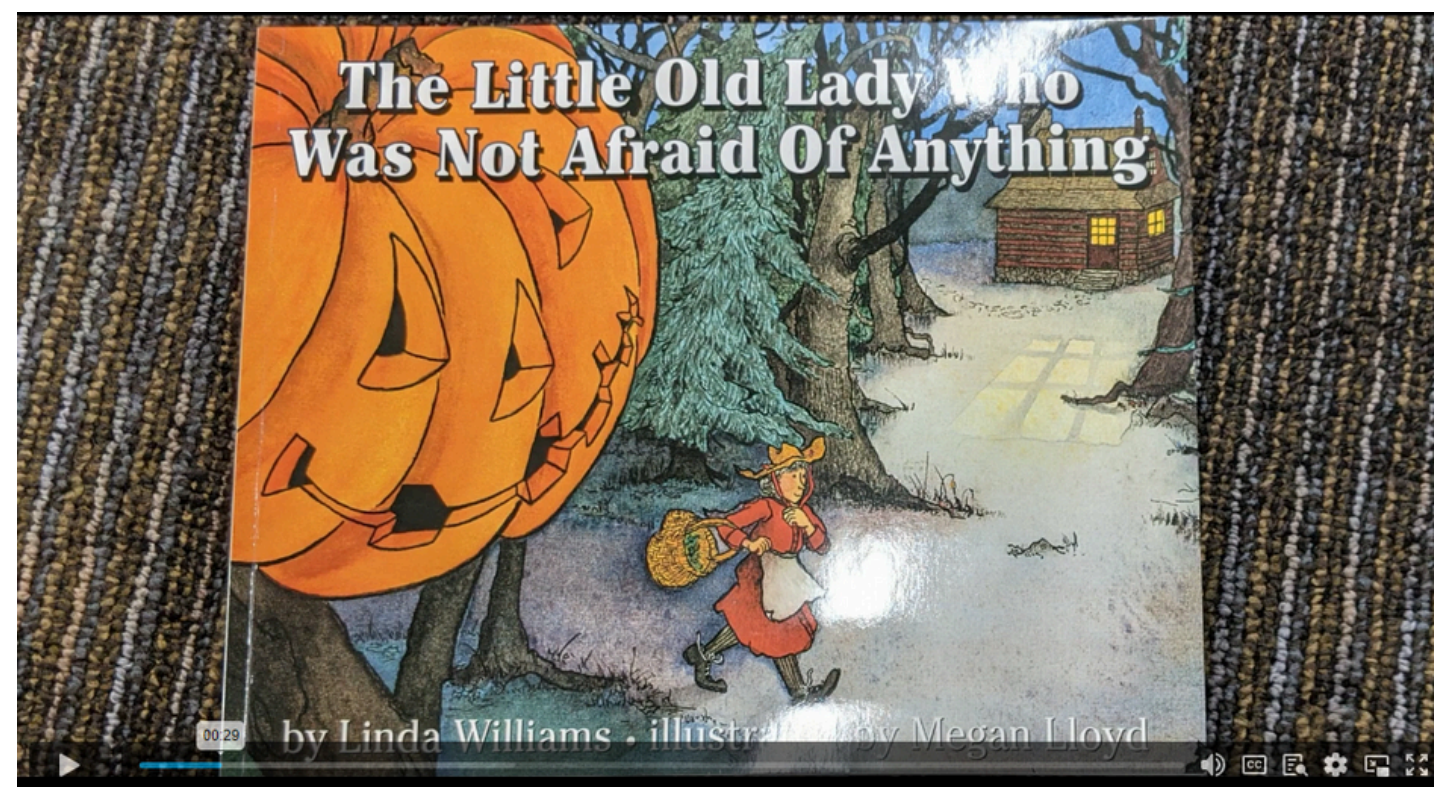
(Like examples of how to make it cross-curricular tying in Stellaluna or a science presentation on bats!)



K-3rd

The Little Old Lady Who Was Not Afraid of Anything!

Units - Holidays - Halloween - Storybook Lessons
Video & Sound Effects by Ms. Jackson





The Little Old Lady Who Was Not Afraid of Anything!

She uses the following to play along with for the
Shoes, Pants, Shirt, Gloves, Hat, Pumpkin Head



I use this as an opportunity to play the instruments I don't
get to use that often! Like a slapstick, castanets, a
vibraslap, cabasa, thunder tube and more!



The Little Old Lady Who Was Not Afraid of Anything!

Two shoes

Castanets

One pair of pants

Thunder Tube

One shirt

Cabasa/Maracas

Two gloves

Slapstick

One hat

Vibraslap

And one scary pumpkin
head **Large Drum**



Here is an example of
those silly
assignments!

The Little Old Lady Who Was Not Afraid of Anything!

Two shoes

Stomp (Stamp)

One pair of pants

Wiggle Body

One shirt

Shake Hands


Two gloves

Claps

One hat

Grab brim & nod

And one scary pumpkin
head **Boo! Hands**



There are days when we can't use instruments!

- Time constraints
- Location change
- I don't have time to go over instrument etiquette or rotate
- Behavior concerns

Body Percussion & Silly Movements
are the solution!

Or if you have the physical props you
can act out the whole book!

The Little Old Lady Who Was Not Afraid of Anything!

Two shoes




One pair of pants



One shirt



Two gloves



One hat



And one scary pumpkin head



Downloadable slide to present the order on your screen/smartboard, or print if no tech!

K/1st

In the Hall of the Mountain King

Start with a story!

- Little boy is naughty - steals/gets caught!
- Runs away to the forrest
- Finds a mountain with a door in the side
- Enters, very dark, sees no one (but they see him!)
- Trolls! Mountain King! Captured! Placed in Troll jail!
- Guard falls asleep and he steals the key
- He doesn't want to get caught, so he begins to tiptoe out (music begins here)
- As he's exiting through the tunnels, the trolls start to notice him and tell their troll friends, and he begins to run faster and faster so as not to get caught
- He jumps through the final door and promises never to run away from home again!



In the Hall of the Mountain King

Two ways I've performed this!

Follow the leader around the room changing levels/tempo/types of movement (props?)

- Low to the ground - slow - tiptoe
- Up tall - fast - running in place/quick feet/jumping

Seated on the floor - legs extended - hands/arms movements

- tapping head - shoulders - waist/hips - knees - toes



In the Hall of the Mountain King

Great for experiencing
Tempo changes!

Pair it with Tap it here, Tap it there song/game!
Here we can actually label tempos if we want to!

Tap It Here, Tap It There

Moderato

Tap it here, Tap it there.
Toss it way up in the air.
Tap it here, tap it there.
Pass it to a friend.





K/1st

Tap it here, Tap it there!

Found under Grade 2 songs or Concept-Tempo
Song & Bean Bag Activity, Individual or Whole Group!




- Model bean bag mvmt
- Practice w/ invisible bean bag (review expectations!)
- Circle Up
- To get bean bag “Pass it to a friend” all the way around the circle to get the direction
- Then practice at a slow tempo (maybe label Largo)
- Repeat at other tempos, label
- Perform with music



2nd/3rd

Smelly Brew Rondo Interactive Activity

Halloween - Smelly Brew Rondo



MUSICPLAY
ONLINE

Black and blue, full of goo, What will we put in the smelly brew?

Black and blue, full of goo, What will we put in the smelly brew?

frogs

muddy boots

beets

two spiders

dirty socks

pickled cabbage

hairy eyeballs



dust bunnies



lima beans



claws

dog hair


pumpkin guts











1st

Spooky Word Rhythms

Halloween - Word Rhythms







Witch



Black Cat



Pumpkin





Ghost



Could be spoken, tapped in the palm of your hand, or played to with some percussion instruments

K-2nd

Where's My Mummy?



Read Aloud

Great cool down activity for littles!
Opportunity for vocal sound effects/ Vocal Exploration



3rd-5th

In a Dark, Dark Wood

Dynamics Interactive Activity

Halloween - In a dark, dark wood

☒

In a dark, dark wood there was a dark, dark house.

☐

And in that dark, dark house there was a dark, dark room

☐

And in that dark, dark room there was a dark, dark closet.

☐

And in that dark, dark closet was a dark, dark shelf.

☐

And on that dark, dark shelf was a dark, dark box.

☐

And in that dark, dark box was a

☐

GHOST!!

pp

p

mp

mf

f


ff





In a Dark, Dark Wood

Dynamics Activity



Name: _____ Grade: _____

In a Dark, Dark Room

To do: Read the poem using different dynamics. Write the dynamics in the boxes to change how the poem sounds.

In a dark, dark wood there was a dark, dark house.And in that dark, dark house there was a dark, dark room.And in that dark, dark room there was a dark, dark closet.And in that dark, dark closet there was a dark, dark shelf.And in that dark, dark shelf there was a dark, dark box.And in that dark, dark box there was aGHOST!!!

Review Dynamics Terms and symbols

Symbol	Italian Term	Means
<i>pp</i>	pianissimo	play or sing very soft
<i>p</i>	piano	play or sing soft
<i>mp</i>	mezzo piano	play or sing medium soft
<i>mf</i>	mezzo forte	play or sing medium loud
<i>f</i>	forte	play or sing loudly
<i>ff</i>	fortissimo	play or sing very loud


© 2018 Themes & Variations For use of www.musicplayonline.com subscribers only - any other use is prohibited

Worksheet version under
“In a Dark, Dark Room”
same idea but printable!



2nd

October is Here!



Units - Festivals & Holidays - Halloween - Seasonal Songs
Also listed under Kinder Songs



Hey there kids October is here.
Spooky things are far and near.
Skeletons will come to say,
"Hope you have a scary day."
Black cats show us what you do.
Count to 8 and you'll be through.
1 2 3 4 5 6 7 8

Great song just to sing! Also a great mixer!

Mixer: Have the students find a partner during the verse, "patty cake" on 1-8

4th/5th

Pass the Broom!

Units - Festivals & Holidays - Halloween - Witch Songs

Pass the broom around the circle!
Don't you let it drop!
I don't want to have the broomstick
when the music stops!



Pass the Broom!

"Keep a steady beat with me"

- Pat together, T sings the song to introduce it
- "Now keep it in your hands!"
- "Now try some snaps"
- "Now keep it in your feet"
- "Now walk it around"
- "Circle up in 16" (count)
- End in game formation (circle)



Pass the Broom! The Game!

Hot-Potato style!

Pass the ball to the steady beat around the circle.

The person with the ball on the word “stops” is out.

Tempo speeds up as the game continues.

****If the teacher plays, winner gets a prize!****



Pass the Broom! The Game!

This is a game I do with 4th grade in Oct/Nov and they ask for it through May!

It is one of a handful of times they experience minor

More Possibilities:

- 1st/2nd beat vs rhythm, match the rhythm to the words, interactive activity
- Bean bags - Each can feel the steady beat, turn it into a partner game tossing to each other on "stops"
- Take it outside! Whole class with a ball, or bean bag partners



**Thank
You!**



Ashley Reyes
K-5 Elem Music Teacher
NEISD - San Antonio, TX
areyes8@neisd.net