



# MusicPlayOnline

## Wednesday Webinar



January 14th  
4.30pm UK GMT  
Led by Ruth McCartney

# Exploring MPO Publications Awesome Ostinatos & Songs for Choirs

Facebook <https://www.facebook.com/musiceducationYork>

Twitter @RuthieMcC19


# Awesome Ostinato

# AWESOME OSTINATO!

Repetition is the best way to practice

Getting your students to read melodically  
Junior/Intermediate

By Heather Morris




Download Print Permission: The purchaser of this download is permitted to make photocopies of the student pages in this musical for use within one school, choir or organization. No other copying or file sharing of this copy is allowed under international copyright law.

**Themes & Variations**  
 Box 25109 Deer Park PO, Red Deer, Alberta T4R 2M2  
 Email: [tvinfo@telus.net](mailto:tvinfo@telus.net)  
 Toll Free Phone or Fax: 1-888-K6 Choir (1-888-562-4647)  
 Web Site: [www.musicplay.ca](http://www.musicplay.ca)  
 Printed in Canada  
 ©2011 by Themes & Variations  
 ISBN: 978-1-927862-10-4

1

# AWESOME OSTINATO!

Repetition is the best way to practice  
Getting your students to read melodically  
Primary/Junior/Intermediate



## DOWNLOAD EDITION

By Heather Morris  
Published by Themes & Variations

### Songs Included in this Collection

Song Title	Page	CD
1. Chairs to Mend	4	1-2
2. Ickle Ockle	8	4
3. Scotland's Burning	6	5-6-7
4. Rain Come Wet Me	8	8-9
5. Liza Jane	9	10-11
6. Now We'll Make the Rafters Ring	10	12-13-14
7. Ica's Castle	12	15-16
8. Go to Sleep	14	17-18
9. Alabama Gal	15	19-20
10. Shake Them 'Simmons Down	16	21-22
11. Let's Catch the Rooster	17	23-24-25
12. Closet Key	18	26-27
13. Alouette	19	28-29
14. Chatter With the Angels	20	30-31
15. Rocky Mountain	21	32-33
16. Canoe Song	22	34-35-36
17. This Old Hammer	24	37-38
18. Goodbye Old Paint	26	39-40

2

**Why is the ostinato such a useful teaching tool?**  
 Repetition is the best way to practice music reading skills which can be daunting for beginners) Short motifs are provided for reading rather than whole songs which in harmony can be achieved with minimum effort and success is very motivating for reluctant music readers in a class time, which is at a premium, is managed more efficiently

## Today's Learning Objectives

1. Introduce and the Awesome Ostinato digital resource
2. Explore Awesome Ostinato's musicianship activities
3. How to use the material in an adult workshop, York Kodaly Choir

# Awesome Ostinato



Remember the phrase

*Don't judge a book by it's cover*

This is so much more than a book of songs with an ostinato pattern

So what's an Ostinato?

An ostinato is a repeated pattern which runs throughout the song or piece. It can be rhythmic or melodic

**Songs Included in this Collection**

Song Title	Page	CD#
1. Chairs to Mend	4	1-2-3
2. Ickle Ockle	6	4
3. Scotland's Burning	8	5-6-7
4. Run Come Wet Me	10	8-9
5. Liza Jane	12	10-11
6. Now We'll Make the Rafters Ring	14	12-13-14
7. Ica's Castle	15	15-16
8. Go to Sleep	16	17-18
9. Alabama Gal	17	19-20
10. Shake Them 'Simmons Down	18	21-22
11. Let's Catch the Rooster	19	23-24-25
12. Closet Key	20	26-27
13. Alouette	21	28-29
14. Chatter With the Angels	22	30-31
15. Rocky Mountain	24	32-33
16. Canoe Song	26	34-35-36
17. This Old Hammer	28	37-38
18. Goodbye Old Paint	39-40	

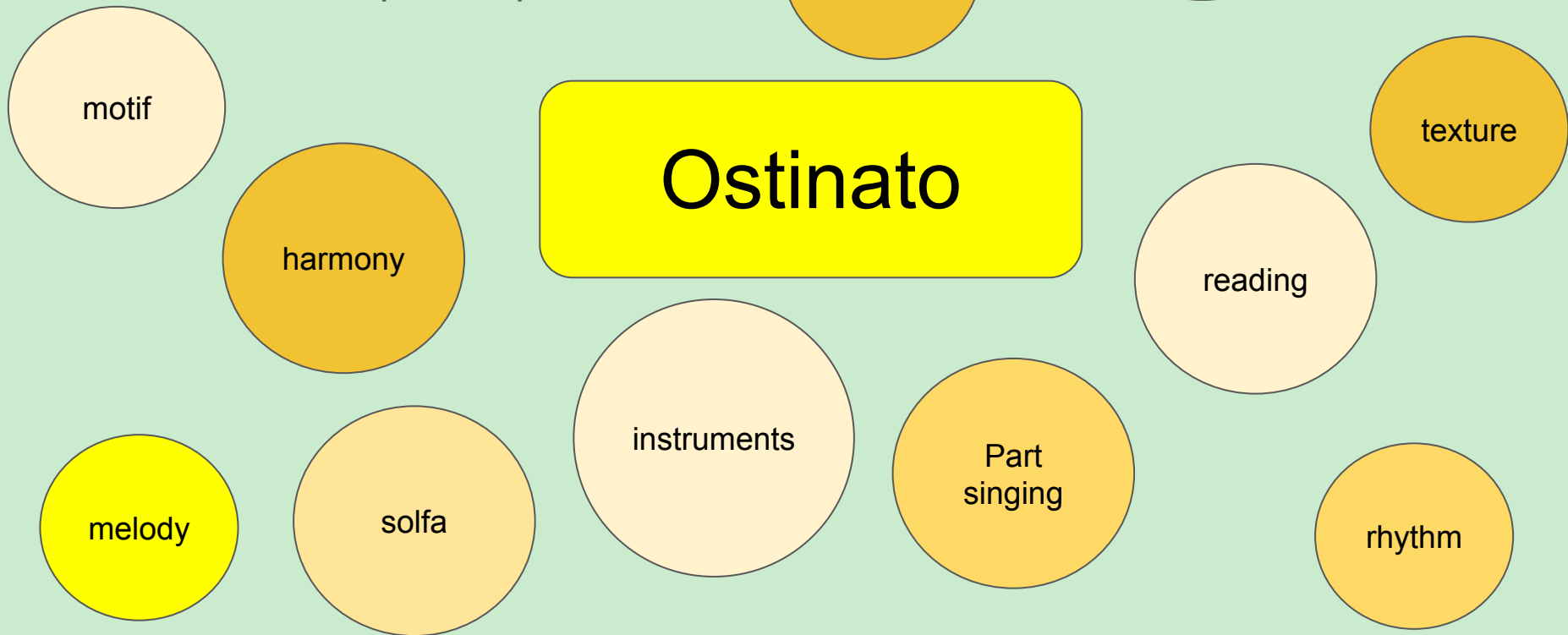
**AWESOME OSTINATO!**

Repetition is the best way to practice  
Getting your students to read melodically  
Primary/Junior/Intermediate


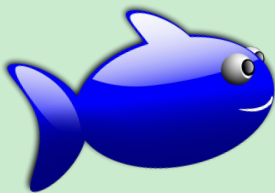
**DOWNLOAD EDITION**  
By Heather Morris  
Published by Themes & Variations

# Why use an ostinato?

An ostinato is a repeated pattern.



# Ickle Ockle Song no2



THEMES & VARIATIONS  
**MusicPLAY**



**2. Ickle Ockle** CD: 4

PREPARE:

Traditional

Ick - le ock - le blue bot - tle, fish - es in the sea.  
s s l l s m m

If you want a hand - some fish, just choose me!  
\_ \_ \_ \_ \_




**Game Directions:** Children form a circle with hands joined and raised - they are the 'net'. Choose one child to be the fisherman and one child to be the fish. The fisherman goes into the middle of the circle and the fish goes outside of the circle. To make this game work, I choose the child to my immediate right to be the fisherman, and the child to the right of him to be the fish. After they have had their turns, they rejoin the circle on my left side. Sing the song. At the end of the song, the children lower their hands. The fisherman leaves the net (the circle) and tries to tag the fish before the fish can get into the net (the circle).

## PRESENT and PRACTICE:

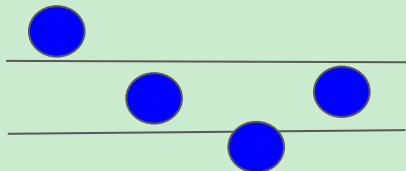
Ostinato One Ostinato Two

s m \_ \_ s s \_ \_  
G E \_ \_ G G \_ \_

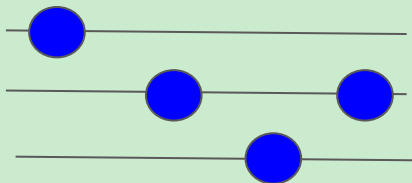


# 1 line, 2 line & 5 line stave

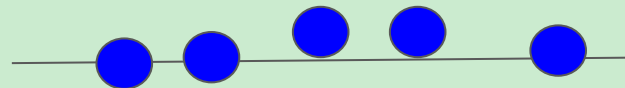
2 line stave



3 line stave



1 line stave



**PRESENT and PRACTICE:**

Ostinato One                      Ostinato Two

s m — —      s s — — —  
G E — —      G G — — —



# Where is Do.....what is the key?

Treble Clef

C Major

d r m f s l t d'

F Major

d r m f s l t d'

G Major

d r m f s l t d'

D Major

d r m f s l t d'

**TONE**

do ti la so fa mi re do

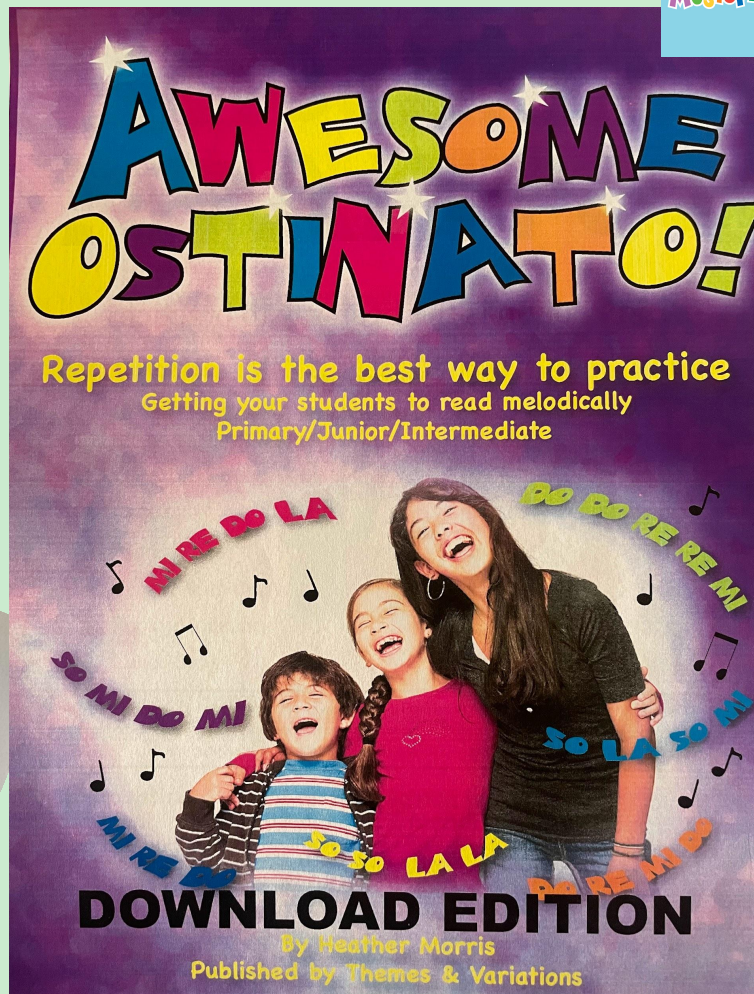
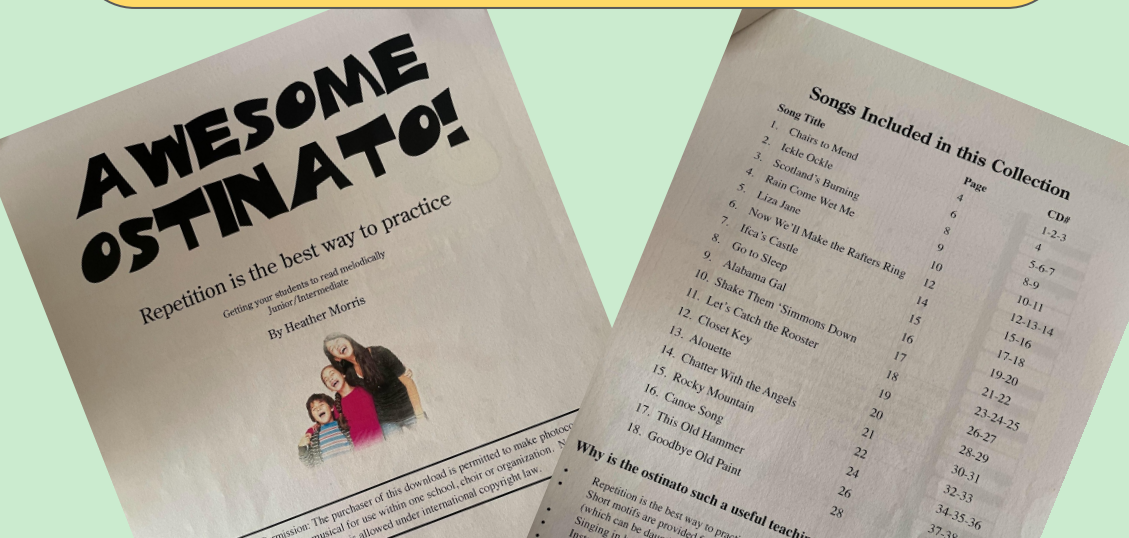
**LADDER**

# Awesome Ostinato

Remember

*Don't judge this book by it's cover*

This is so much more than a book of songs with an ostinato pattern and melodic notation



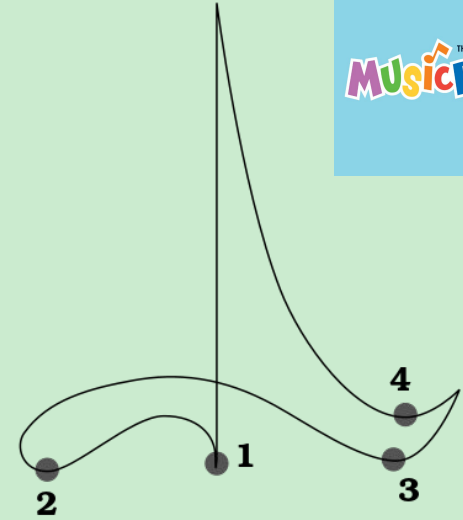
# Go To Sleep

## 8. Go to Sleep

CD: 17-18

Go to sleep my lit - tle ba - by,  
Moth - er's arms will gen - tly hold you,

Go to sleep and do not cry.  
While she sings a lul - la - by.



Compare each of the measures / bars...

Which ones are the same? Different?

What is the form of the song?

Can you play this melody on an instrument?

Practice and perform for a friend.

Identify the tempo/speed that is best for the song

*Largo* *adagio* *moderato* *allegro* *presto*

Identify the dynamic level that is best for the song

How would you conduct the song to show the correct

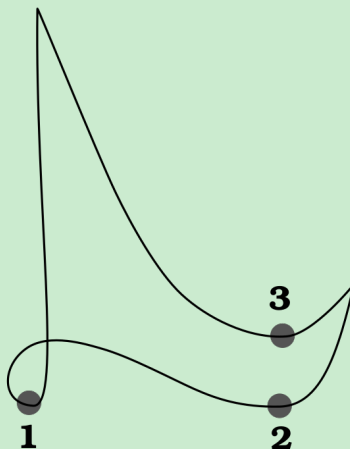
dynamic and tempo?

# Conducting directions

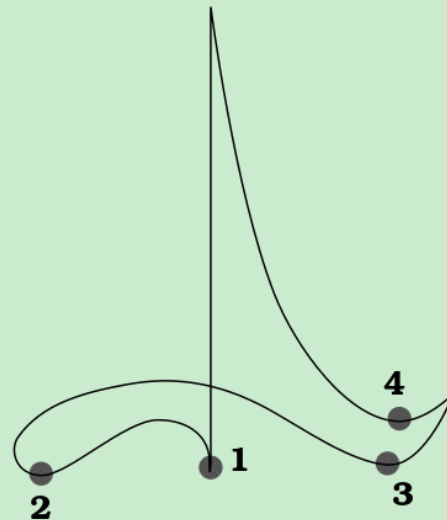
Meter of 2



Meter of 3



Meter of 4



# Recordings

Song	recordings	content
1 Chairs To Mend. CD:1-2-3	1/1	unison , round @2
	1/2	unison , round @2
	1/3	unison singing
2 Ickle Ockle CD:4	2/1	song + percussion accompaniment
3 Scotland's Burning CD:5-6-7	3/1	melody & 2 part instrumental only
	3/2	sung, unison then round @2
	3/3	unison x2
4. Rain Come Wet Me. CD: 8-9	4/1	piano melody only
	4/2	intro - song - solfa

Song	recordings	content
5. Liza Jane CD: 10-11	5/1	piano melody
	5/2	sung in unison
6. Now We'll Make the Rafters Ring CD: 12-13-14	6/1	instrumental x3 repetitions
	6/2	sung in unison
	6/3	unison then round @2
7. Ifca's Castle. CD:15-16	7/1	tuned percussion accompaniment
	7/2	sung with accompaniment
	7/3	sung - 2 verses, Verse 2 not printed in book
8. Go To Sleep CD:17-18	8/1	instrumental melody & accompaniment x3
	8/2	sung + accompaniment v1, v2, then solfa
9. Alabama Gal CD:19-20	9/1	melody + alternating gentle accomp then banjo accomp
	9/2	sung with accompaniment alternating between gentle / banjo

# Alabama Girl



"Alabama Gal"  
is an American folk song  
often associated with the  
Virginia Reel dance.

9. Alabama Gal CD:19-20

9/1 melody + alternating  
gentle accomp then banjo  
accomp

9. Alabama Gal CD:19-20

9/2 sung with accompaniment  
alternating between gentle / banjo

# Let's Catch the Rooster

CD: 23-24-25 11. Let's Catch the Rooster  
11/1 instrumental melody & accompaniment

11/2 song then round @2

11/3 unison singing

## Activities

1. Learn the melody by listening to the song several times
2. Refer to MusicPlay for how to play the game
3. Show two beats in each measure/bar while singing (eg. Knee shoulder knee shoulder)
4. Clap the rhythm of the first two measures/bars. Use it as an ostinato for the song
5. Sing the song while the teacher sings in canon
6. Sing the song with the ostinati suggested below



# Recordings

Song recordings content

10. Shake them Simmons Down	10/1	melody & accompaniment instrumental
CD: 21-22	10/2	song & accompaniment
11. Let's Catch the Rooster	11/1	instrumental melody & accompaniment
CD: 23-24-25	11/2	song then round @2
	11/3	unison singing
12. Closet Key. CD:26-27	12/1	melody & accompaniment instrumental
	12/2	song
13. Alouette. CD.28-29	13/1	accompaniment with piano melody
	13/2	song - solo and unison for C&R very clear diction
14. Chatter With the Angels CD: 30-31	14/1	piano accompaniment
	14/2	sung with clear diction - solfa

Song recordings content

15. Rocky Mountains. CD: 32-33	15/1	accompaniment with piano melody
	15/2	sung - 3 verses
16. Canoe Song CD: 34-35-36	16/1	acc + melody on guitar / then only basic ostinato acc
	16/2	song then 2 part round repeated
	16/3	song repeated x5
17. This Old Hammer CD: 37-38	17/1	acc + clear melody + piano
	17/2	song x2
18. Goodbye Old Paint CD: 39-40	18/1	acc piano
	18/2	song then in solfa



At the back:

Viennese Clock Listening, Rondo form, singing ostinati patterns

# MPO is fully aware and have said future edits will happen on this book & digital download in the future.

Three songs which need a quick mention as adjustments and edits weren't possible before this webinar but will be corrected.

5. Liza Jane CD: 10-11      The  
song is available on MPO website  
5/1  
piano melody  
same melody on MPO  
5/2  
sung in unison  
changed note in the recording - **G**  
**should be an E** to match the  
recording on on MPO  
bar 11  
different from printed notation in the  
book

7. Ifca's Castle CD 15-16 The  
song is not on the MPO website  
7/1  
tuned percussion accompaniment  
7/2  
sung with accompaniment  
7/3  
sung - 2 verses, **Verse 2 not**  
**printed in book**  
printed music not the same as the  
recording // **river printed in the**  
**book - choir sings water // no**  
**anacrusis sung for each phrase**  
**in the chorus**

12. Closet Key. CD:26-27  
12/1  
melody & accompaniment  
instrumental  
12/2  
Sung on the recording but  
**no song words printed in the**  
**book for verse 2**  
The song is available on MPO  
website

# Focus on learning

song title	game/ actions	solfa	round/ canon	part singing	rhythm	meter	phrase	tempo	conducting	improvising	composing	instruments	notation	transposing	form/ structure	dynamics
Chairs to mend		yes	yes	yes	yes	yes	yes				yes	yes	yes	yes		
Ickle Ockle	yes	yes	yes	yes	yes	yes	yes				yes	yes	yes			
Scotland's Burning		yes	yes	yes	yes	yes			yes			yes	yes			
Rain Come Wet Me		yes					yes			yes	yes	yes			yes	
Liza Jane		yes		yes	yes		yes				yes	yes			yes	



# Focus on learning

song title	game/ actions	solfa	round/ canon	part singing	rhythm	meter	phrase	tempo	conducting	improvising	composing	instruments	notation	transposing	form/ structure	dynamics
Closet Key	yes	yes			yes							yes				yes
Alouette		yes		yes	yes		yes	yes	yes				yes			yes
Chatter With The Angels							yes					yes	yes		yes	
Rocky Mountain		yes			yes							yes	yes		yes	
Canoe Song			yes	yes	yes	yes								yes	yes	

# Focus on learning

song title	game/ actions	solfa	round/ canon	part singing	rhythm	meter	phrase	tempo	conducting	improvising	composing	instruments	notation	transposing	form/ structure	dynamics
This Old Hammer			yes									yes	yes		yes	
Goodbye Old Paint			yes	yes	yes	yes		yes	yes			yes			yes	yes
Viennese Musical Clock		yes									yes				yes	yes

# Alouette



13. Alouette. CD.28-29  
13/1 accompaniment with piano melody  
13/2 song - solo and unison for C&R  
very clear diction

The French-Canadian children's song "**Alouette**" is about the singer plucking the feathers of a lark ("alouette"). The lyrics, which are repetitive and easy for children to learn, describe the process of plucking different parts of the bird's body one by one, such as the head, beak, and legs.

1. Learn the chorus of this folk melody by listening to the song several times
2. Sing the first two phrases *forte* (loud) and the second two phrases *piano*(quiet)
3. Show the groupings of the beats while singing (Knees shoulder shoulder shoulder)
4. Conduct in fours while singing the chorus. How do you show the difference between *forte* and *piano* when you conduct?
5. Try changing the tempo (speed) while conducting

# Scotland's Burning

My lesson plan - from the book

## Scotland's Burning


1. Listen to the song several times & join in
2. Sing to rhythm time names ta & te-te
3. Meter?=2
4. Show beats eg: ll:knees shoulders:ll & Sing
5. Sing in canon with me then in 2 groups
6. Create an ostinato using d r m s l - in pairs

**3. Scotland's Burning** CD: 5-6-7

PREPARE:

1. 2. Traditional  
Scot - land's burn - ing, Scot - land's burn - ing, Look out! look out!

3. 4.  
Fire! Fire! Fire! Fire! Pour on wat - er, Pour on wat - er.





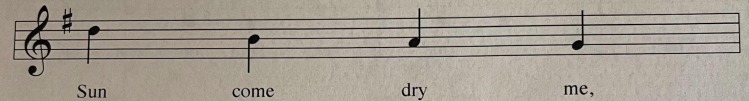
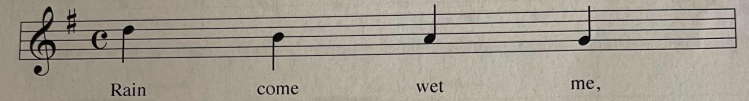
# Rain Come Wet Me

My lesson plan  
following instructions straight from the book

- 1 Listen to the song several times and join in
- 2 How many phrases? Sing & show the phrases
- 3 What is the structure form? AABA
- 4 Identify the solfa - sing it in solfa
- 5 Improvise a 3rd phrase as you sing the song
- 6 Sing the whole song in solfa including your own improvised pattern



## 4. Rain Come Wet Me



# Chairs to Mend

My lesson plan - working from the book

- I sing - all learn song by heart
- Patsch the beat & sing, feel the strong beat.
- Tap beat 1 on knees. What is the meter?
- How many phrases? Draw each phrase, breathing at the start. How many bars in each phrase? (Measures)  
Sing as a 3 part canon/round
- Identify the solfa - sing in solfa - I created a worksheet for my singers
- Create a melodic ostinato = song & up to 2 or 3 melodic ostinati *Repeat with rhythmic ostinati*
- Structure a performance of the song eg.unison - round @3 - song & ostinato patterns
- Add pitch to your rhythmic ostinato pattern



**1. Chairs to Mend** CD: 1-2-3

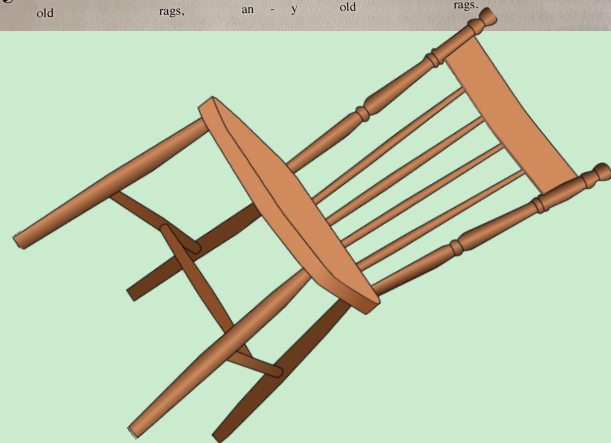
PREPARE:

Traditional


1. Chairs to mend old chairs to mend,

2. Mack - er - el fresh mack - er - el. An - y

3. old rags, an - y old rags.



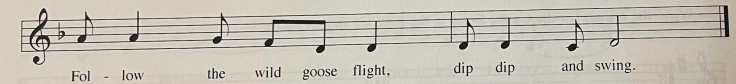
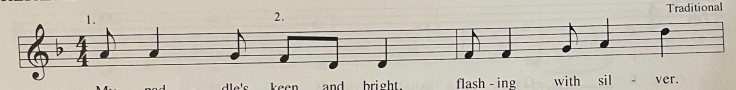
# Canoe Song






## My lesson plan - following the book

1. I sing song - create a 4-beat **beat** pattern in 2's
2. All sing and tap own patterns at the same time
3. How many phrases? What is the form/structure?
4. Sing & tap rhythm
5. Sing in rhythm time names
6. Identify & sing in solfa
7. Create a 2 bar solfa ostinato in 4's - **write it down**
8. Sing with each ostinato pattern
9. Sing @2 canon

### PREPARE:



Dip, dip and swing her back, flashing with silver.  
Follow the wild goose flight, dip, dip and swing.



# Awesome Ostinato

Remember

*Don't judge this book by it's cover*

This is so much more than a book of songs with an ostinato pattern and melodic notation

